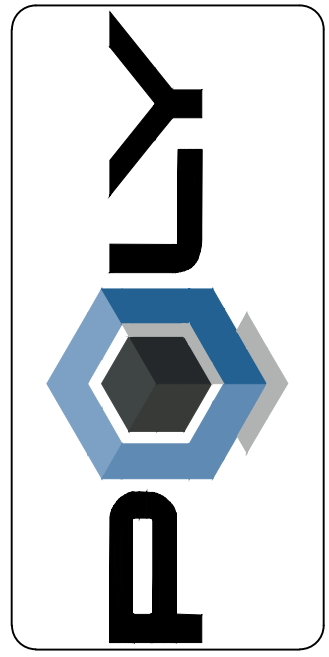


# CONTRACT PLANS FOR

# WATER MAIN REPLACEMENT ADEM DWSRF Project No. FS010443-01 FOR THE WATER WORKS BOARD OF THE CITY OF ENTERPRISE, ALABAMA



Revision	Description

DESIGNED BY:	ENG / ARCH / SURVEYOR OF RECORD:	DATE:	OCTOBER 2024
Drawn by:	Checked by:	REGISTERED:	REGISTRATION No.:

**POLY, INC.**  
1995 Headland Avenue  
Dothan, AL 36803  
334-764-7700

102 Sunset Lane  
Shalimar, FL 32579  
850-605-1100

117 Gemini Cir., Ste. 416  
Birmingham, AL 35209  
205-913-0300

WWW.POLY-INC.COM

WATER MAIN REPLACEMENT  
ADEM DWSRF Project No. FS010443-01  
FOR THE  
WATER WORKS BOARD  
OF THE CITY OF ENTERPRISE, ALABAMA

SHEET No.  
**G-1**  
PROJECT No.  
11-465

## WATER WORKS BOARD

### CHAIRMAN

JOHN L. MITCHELL, JR.

### MEMBER

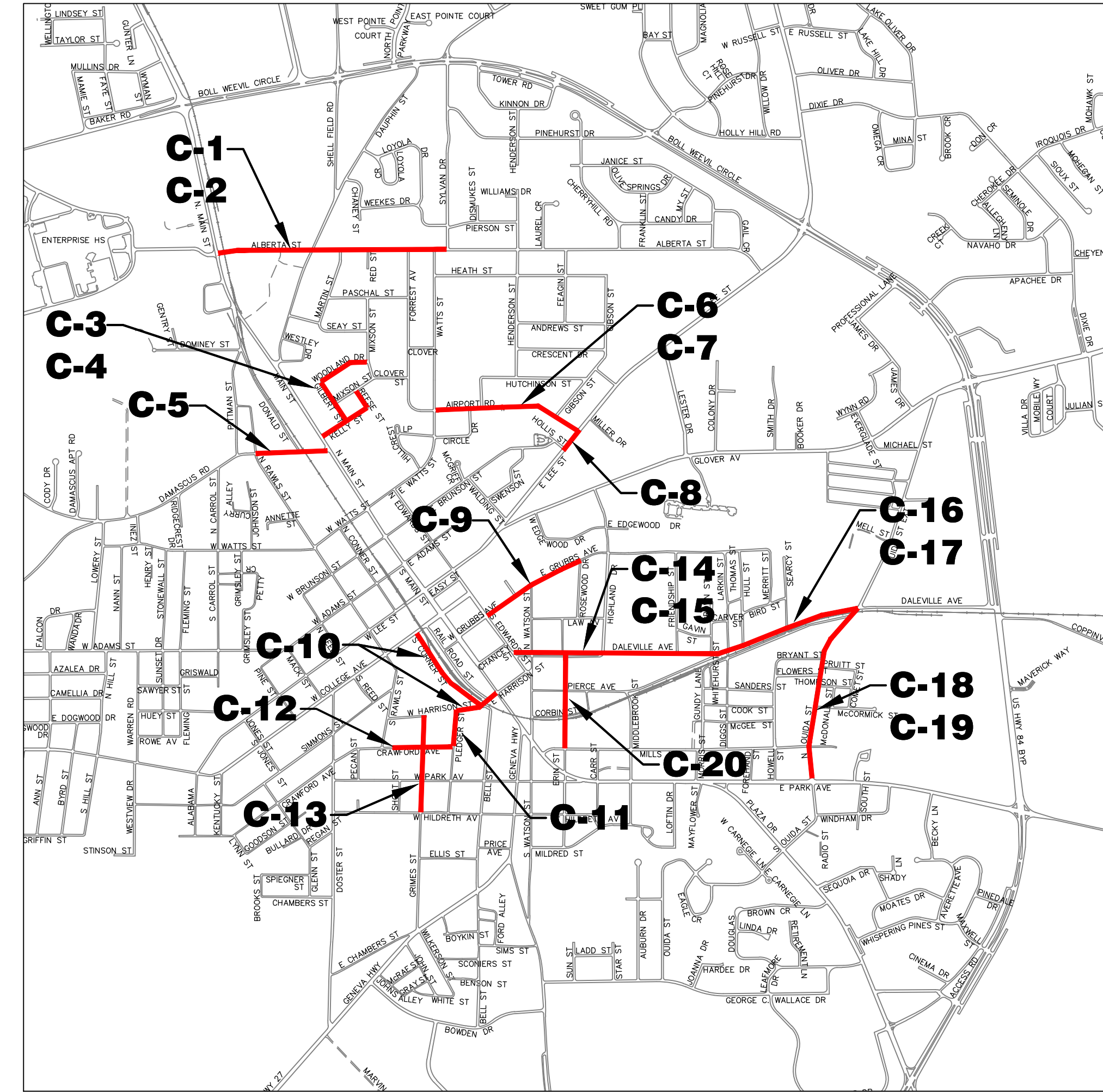
BEN BECKHAM, JR.  
EUGENE GOOLSBY  
ANDY SHELTON  
ANTHONY BRITT

### SUPERINTENDENT

MAYOR WILLIAM E. COOPER, SR.

### FIELD SUPERINTENDENT

ALAN MAHAN



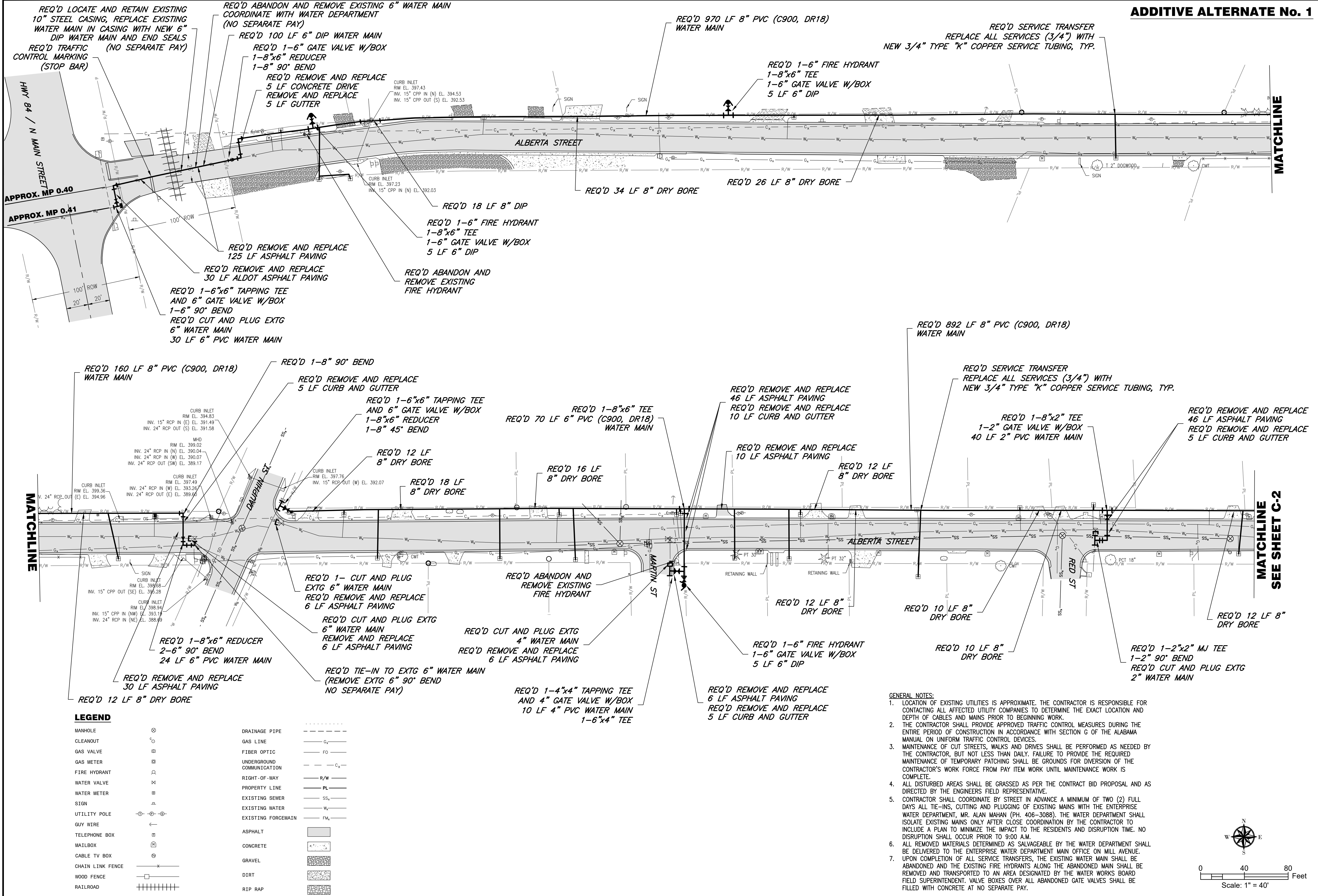
## INDEX

- G-1 COVER AND INDEX
- C-1 ALBERTA STREET - ADDITIVE ALTERNATE No. 1
- C-2 ALBERTA STREET - ADDITIVE ALTERNATE No. 1
- C-3 KELLY STREET, GILBERT STREET, AND REESE AVENUE
- C-4 WOODLAND DRIVE
- C-5 DAMASCUS ROAD
- C-6 AIRPORT ROAD
- C-7 AIRPORT ROAD
- C-8 E LEE STREET
- C-9 E GRUBBS AVENUE
- C-10 S CONNER STREET, W HARRISON STREET, AND E HARRISON STREET
- C-11 PLEDGER STREET
- C-12 CRAWFORD AVENUE
- C-13 GRIMES STREET
- C-14 DALEVILLE AVENUE
- C-15 DALEVILLE AVENUE
- C-16 DALEVILLE AVENUE
- C-17 DALEVILLE AVENUE
- C-18 N OUIDA STREET
- C-19 N OUIDA STREET
- C-20 ERIN STREET
- C-21 DETAILS
- C-22 DETAILS
- C-23 DETAILS

OCTOBER 2024  
JOB NO. 11-465

**Alabama One Call**  
1-800-292-8525  
Alabama One Call  
P.O. Box 1476  
Birmingham, AL 35201

Poly, Inc. - G:\CLEANSTUFF-10-14111465-SRF APP Water\WIP03-CIVIL\ALBERTA.dwg [Layout] Last Printed: October 24, 2024 - 04:04pm By: Dhughes

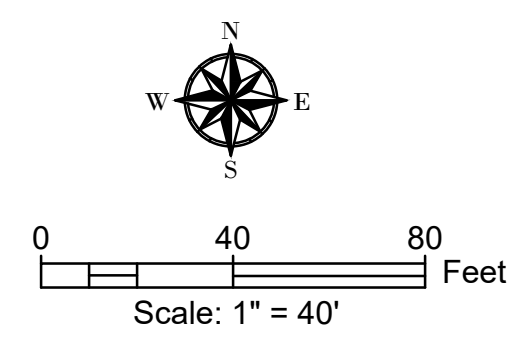


**LEGEND**

MANHOLE	(Symbol)	DRAINAGE PIPE	(Symbol)
CLEANOUT	(Symbol)	GAS LINE	(Symbol)
GAS VALVE	(Symbol)	FIBER OPTIC	(Symbol)
GAS METER	(Symbol)	UNDERGROUND COMMUNICATION	(Symbol)
FIRE HYDRANT	(Symbol)	RIGHT-OF-WAY	(Symbol)
WATER VALVE	(Symbol)	PROPERTY LINE	(Symbol)
WATER METER	(Symbol)	EXISTING SEWER	(Symbol)
SIGN	(Symbol)	EXISTING WATER	(Symbol)
UTILITY POLE	(Symbol)	EXISTING FORCEMAIN	(Symbol)
GUY WIRE	(Symbol)	ASPHALT	(Symbol)
TELEPHONE BOX	(Symbol)	CONCRETE	(Symbol)
MAILBOX	(Symbol)	GRAVEL	(Symbol)
CABLE TV BOX	(Symbol)	DIRT	(Symbol)
CHAIN LINK FENCE	(Symbol)	RIP RAP	(Symbol)
WOOD FENCE	(Symbol)		
RAILROAD	(Symbol)		

**GENERAL NOTES:**

- LOCATION OF EXISTING UTILITIES IS APPROXIMATE. THE CONTRACTOR IS RESPONSIBLE FOR CONTACTING ALL AFFECTED UTILITY COMPANIES TO DETERMINE THE EXACT LOCATION AND DEPTH OF CABLES AND MAINS PRIOR TO BEGINNING WORK.
- THE CONTRACTOR SHALL PROVIDE APPROVED TRAFFIC CONTROL MEASURES DURING THE ENTIRE PERIOD OF CONSTRUCTION IN ACCORDANCE WITH SECTION G OF THE ALABAMA MANUAL ON UNIFORM TRAFFIC CONTROL DEVICES.
- MAINTENANCE OF CUT STREETS, WALKS AND DRIVES SHALL BE PERFORMED AS NEEDED BY THE CONTRACTOR, BUT NOT LESS THAN DAILY. FAILURE TO PROVIDE THE REQUIRED MAINTENANCE OF TEMPORARY PATCHING SHALL BE GROUNDS FOR DIVERSION OF THE CONTRACTOR'S WORK FORCE FROM PAY ITEM WORK UNTIL MAINTENANCE WORK IS COMPLETE.
- ALL DISTURBED AREAS SHALL BE GRASSED AS PER THE CONTRACT BID PROPOSAL AND AS DIRECTED BY THE ENGINEER'S FIELD REPRESENTATIVE.
- CONTRACTOR SHALL COORDINATE BY STREET IN ADVANCE A MINIMUM OF TWO (2) FULL DAYS ALL TIE-INS, CUTTING AND PLUGGING OF EXISTING MAINS WITH THE ENTERPRISE WATER DEPARTMENT, MR. ALAN MAHAN (PH. 406-3088). THE WATER DEPARTMENT SHALL ISOLATE EXISTING MAINS ONLY AFTER CLOSE COORDINATION BY THE CONTRACTOR TO INCLUDE A PLAN TO MINIMIZE THE IMPACT TO THE RESIDENTS AND DISRUPTION TIME. NO DISRUPTION SHALL OCCUR PRIOR TO 9:00 A.M.
- ALL REMOVED MATERIALS DETERMINED AS SALVAGEABLE BY THE WATER DEPARTMENT SHALL BE DELIVERED TO THE ENTERPRISE WATER DEPARTMENT MAIN OFFICE ON MILL AVENUE.
- UPON COMPLETION OF ALL SERVICE TRANSFERS, THE EXISTING WATER MAIN SHALL BE ABANDONED AND THE EXISTING FIRE HYDRANTS ALONG THE ABANDONED MAIN SHALL BE REMOVED AND TRANSPORTED TO AN AREA DESIGNATED BY THE WATER WORKS BOARD FIELD SUPERINTENDENT. VALVE BOXES OVER ALL ABANDONED GATE VALVES SHALL BE FILLED WITH CONCRETE AT NO SEPARATE PAY.



DATE	OCTOBER 2024
DESIGNED BY	ENG ARCH / SURVEYOR OF RECORD:
DRAWN BY	
Checked by	
Architect	
Engineer	

**POLY, INC.**  
 1956 Headland Avenue  
 Dothan, AL 36803  
 334-793-4700

102 Sunset Lane  
 Shalimar, FL 32579  
 850-609-1100

117 Gemini Cr., Ste. 416  
 Birmingham, AL 35209  
 205-913-0330

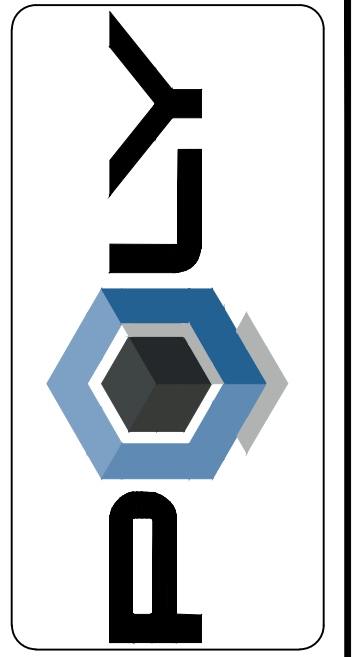

WWW.POLY-INC.COM

WATER MAIN REPLACEMENT  
 ADEM DWSRF PFP No. F5010443.01  
 FOR THE  
 WATER WORKS BOARD  
 OF THE CITY OF ENTERPRISE, ALABAMA

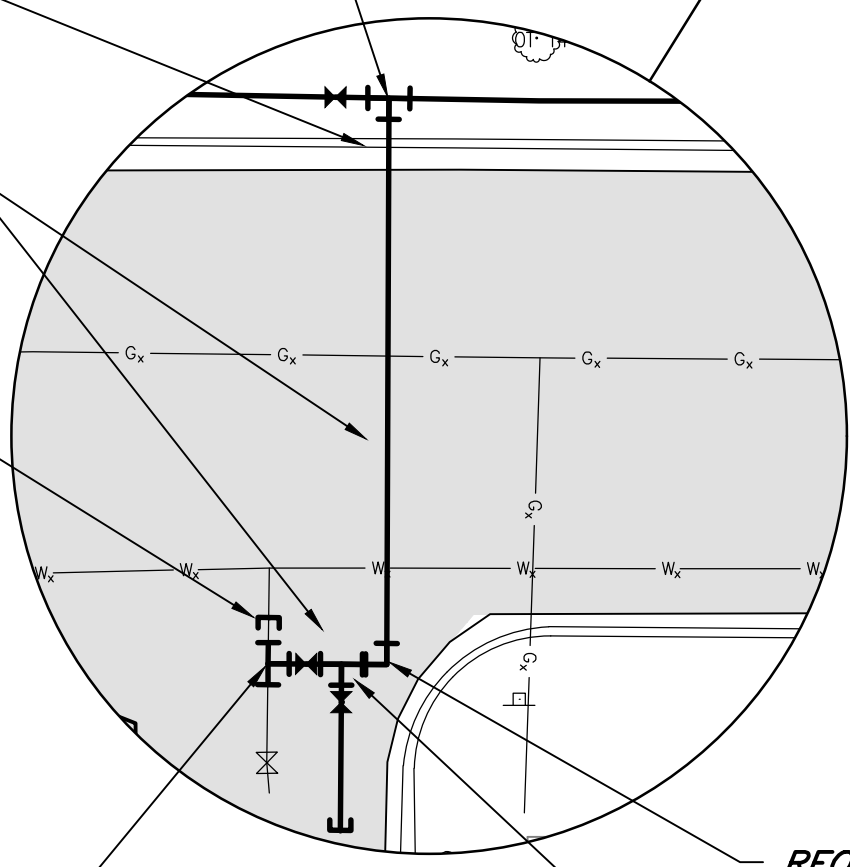
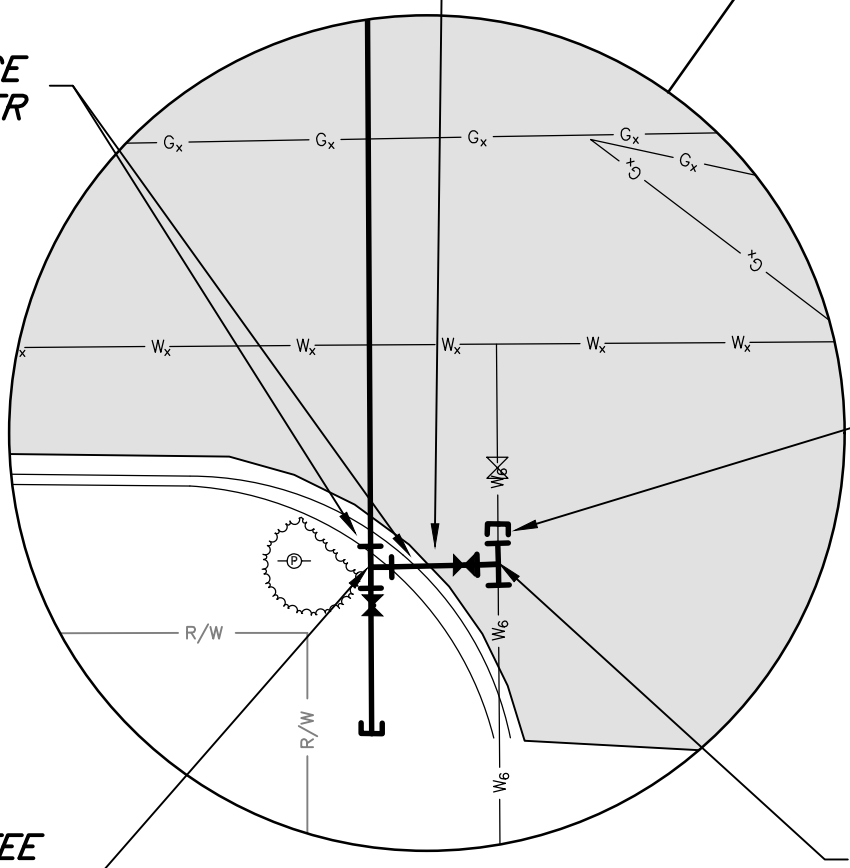
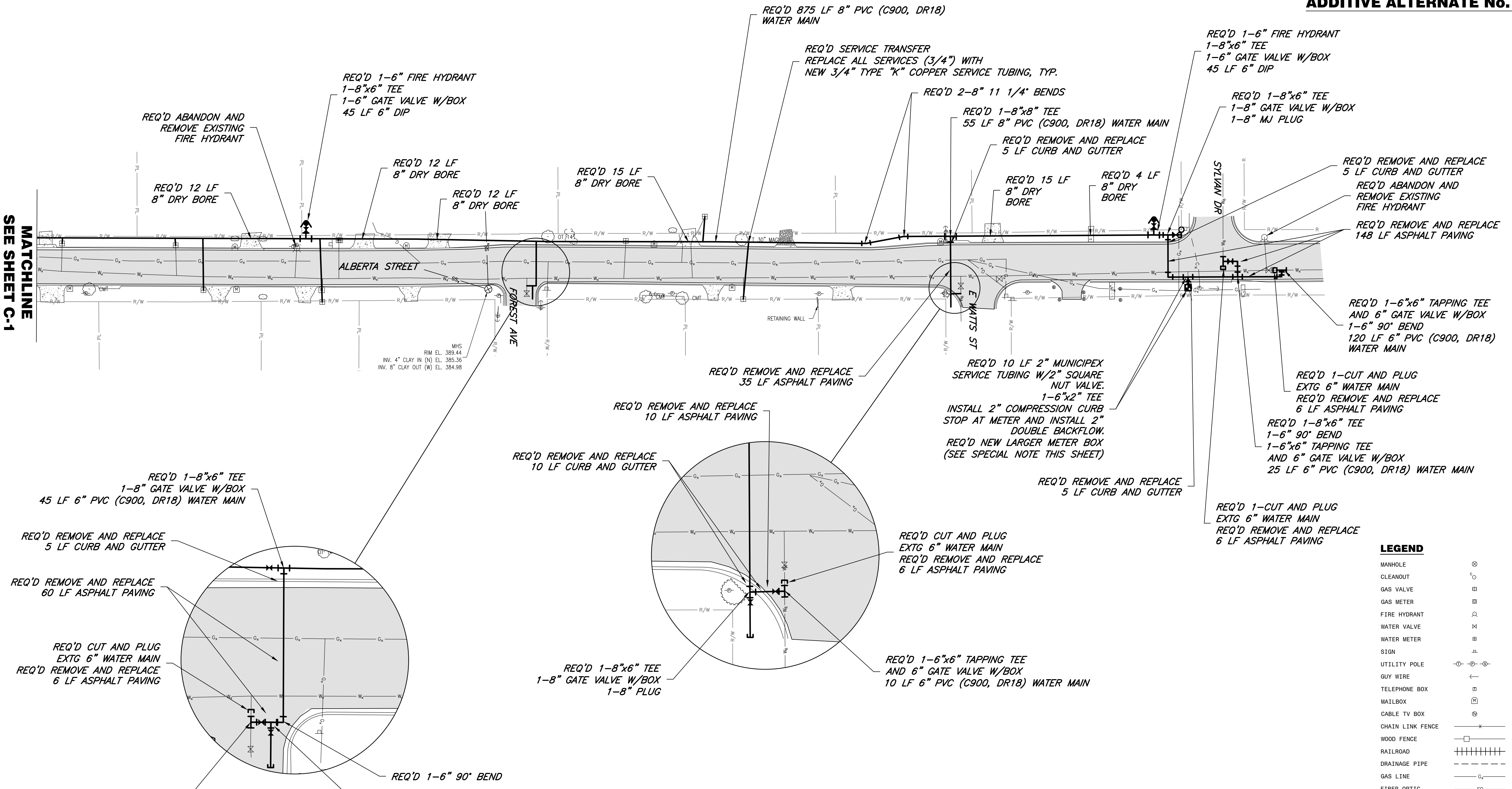
ADDITIVE ALTERNATE No. 1  
 ALBERTA STREET

SHEET No.  
**C-1**  
 PROJECT No.  
 11-465

**ADDITIVE ALTERNATE No. 1**



**MATCHLINE**  
SEE SHEET C-1



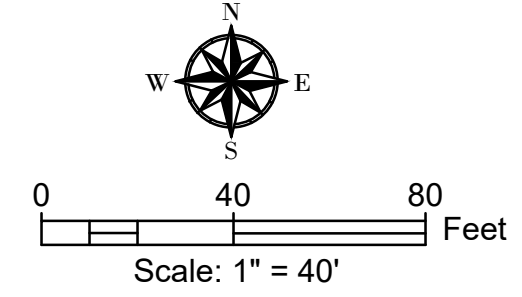
**LEGEND**

MANHOLE	⊗
CLEANOUT	⊙
GAS VALVE	⊕
GAS METER	⊖
FIRE HYDRANT	⊗
WATER VALVE	⊕
WATER METER	⊖
SIGN	⊗
UTILITY POLE	⊕
GUY WIRE	⊖
TELEPHONE BOX	⊕
MAILBOX	⊖
CABLE TV BOX	⊕
CHAIN LINK FENCE	⊖
WOOD FENCE	⊕
RAILROAD	⊖
DRAINAGE PIPE	⊕
GAS LINE	⊖
FIBER OPTIC	⊕
UNDERGROUND COMMUNICATION	⊖
RIGHT-OF-WAY	R/W
PROPERTY LINE	PL
EXISTING SEWER	SS
EXISTING WATER	W
EXISTING FORCEMAIN	FM
ASPHALT	▒
CONCRETE	▒
GRAVEL	▒
DIRT	▒
RIP RAP	▒

- GENERAL NOTES:**
- LOCATION OF EXISTING UTILITIES IS APPROXIMATE. THE CONTRACTOR IS RESPONSIBLE FOR CONTACTING ALL AFFECTED UTILITY COMPANIES TO DETERMINE THE EXACT LOCATION AND DEPTH OF CABLES AND MAINS PRIOR TO BEGINNING WORK.
  - THE CONTRACTOR SHALL PROVIDE APPROVED TRAFFIC CONTROL MEASURES DURING THE ENTIRE PERIOD OF CONSTRUCTION IN ACCORDANCE WITH SECTION 6 OF THE ALABAMA MANUAL ON UNIFORM TRAFFIC CONTROL DEVICES.
  - MAINTENANCE OF CUT STREETS, WALKS AND DRIVES SHALL BE PERFORMED AS NEEDED BY THE CONTRACTOR, BUT NOT LESS THAN DAILY. FAILURE TO PROVIDE THE REQUIRED MAINTENANCE OF TEMPORARY PATCHING SHALL BE GROUNDS FOR DIVERSION OF THE CONTRACTOR'S WORK FORCE FROM PAY ITEM WORK UNTIL MAINTENANCE WORK IS COMPLETE.
  - ALL DISTURBED AREAS SHALL BE GRASSED AS PER THE CONTRACT BID PROPOSAL AND AS DIRECTED BY THE ENGINEER'S FIELD REPRESENTATIVE.
  - CONTRACTOR SHALL COORDINATE BY STREET IN ADVANCE A MINIMUM OF TWO (2) FULL DAYS ALL TIE-INS, CUTTING AND PLUGGING OF EXISTING MAINS WITH THE ENTERPRISE WATER DEPARTMENT, MR. ALAN MAHAN (PH. 406-3088). THE WATER DEPARTMENT SHALL ISOLATE EXISTING MAINS ONLY AFTER CLOSE COORDINATION BY THE CONTRACTOR TO INCLUDE A PLAN TO MINIMIZE THE IMPACT TO THE RESIDENTS AND DISRUPTION TIME. NO DISRUPTION SHALL OCCUR PRIOR TO 9:00 A.M.
  - ALL REMOVED MATERIALS DETERMINED AS SALVAGEABLE BY THE WATER DEPARTMENT SHALL BE DELIVERED TO THE ENTERPRISE WATER DEPARTMENT MAIN OFFICE ON MILL AVENUE.
  - UPON COMPLETION OF ALL SERVICE TRANSFERS, THE EXISTING WATER MAIN SHALL BE ABANDONED AND THE EXISTING FIRE HYDRANTS ALONG THE ABANDONED MAIN SHALL BE REMOVED AND TRANSPORTED TO AN AREA DESIGNATED BY THE WATER WORKS BOARD FIELD SUPERINTENDENT. VALVE BOXES OVER ALL ABANDONED GATE VALVES SHALL BE FILLED WITH CONCRETE AT NO SEPARATE PAY.

**ALBERTA STREET SPECIAL NOTE:**

**1. CONTRACTOR SHALL COORDINATE WITH THE WATER DEPARTMENT AND HILLCREST BAPTIST CHURCH PRIOR TO COMPLETING THE CHURCH'S SERVICE TRANSFER.**



DATE	OCTOBER 2024
DESIGNED BY	ENG ARCH/SURVEYOR OF RECORD
DRAWN BY	CA
CHECKED BY	FL
IN CHARGE	CA
REGISTERED NO.	101118
EXPIRES	10/11/28
PROFESSIONAL SEAL	NO. 20117
NAME	CHARLES GLENN MORAN

These drawings are copyrighted and the property of POLY, INC. No part of these drawings may be reproduced or transmitted in any form or by any means, electronic, mechanical, photocopying, recording, or by any information storage and retrieval system, without the prior written permission of POLY, INC.

**POLY, INC.**  
 1995 Headland Avenue  
 Dothan, AL 36803  
 334-793-4700

102 Sunset Lane  
 Shalimar, FL 32579  
 850-606-1100

117 Gemini Cir., Ste. 416  
 Birmingham, AL 35209  
 205-913-0330

WWW.POLY-INC.COM


WATER MAIN REPLACEMENT  
 ADEM DWSRF PROJECT No. FS01043-01  
 FOR THE  
 WATER WORKS BOARD  
 OF THE CITY OF ENTERPRISE, ALABAMA

ADDITIVE ALTERNATE No. 1  
 ALBERTA STREET

SHEET No.  
**C-2**

PROJECT No.  
 11-465

Poly, Inc. - G:\CLEANSTUFF-10-1411465 SRF APP Water\WIP03-CIVIL\KELLY\_GILBERT\_WOODLAND.dwg [KELLY GILBERT] Last Printed: October 24, 2024 - 04:43pm By: DHughes



Revision	Description

DESIGNED BY:	DATE: OCTOBER 2024
DRAWN BY:	REGISTRATION No:
ENG ARCHT / SURVEYOR OF RECORD:	These drawings are copyrighted and the property of Poly, Inc. No part of this drawing may be reproduced or transmitted in any form or by any means, electronic, mechanical, photocopying, recording, or by any information storage and retrieval system, without the prior written permission of Poly, Inc.
Cent. of Auth. No.:	CA
ARCHITECT:	FL
ENGINEER:	CA-480 [001118]
	CA-918 [001118]
	CA-79-E [001118]
	CA-918 [001118]

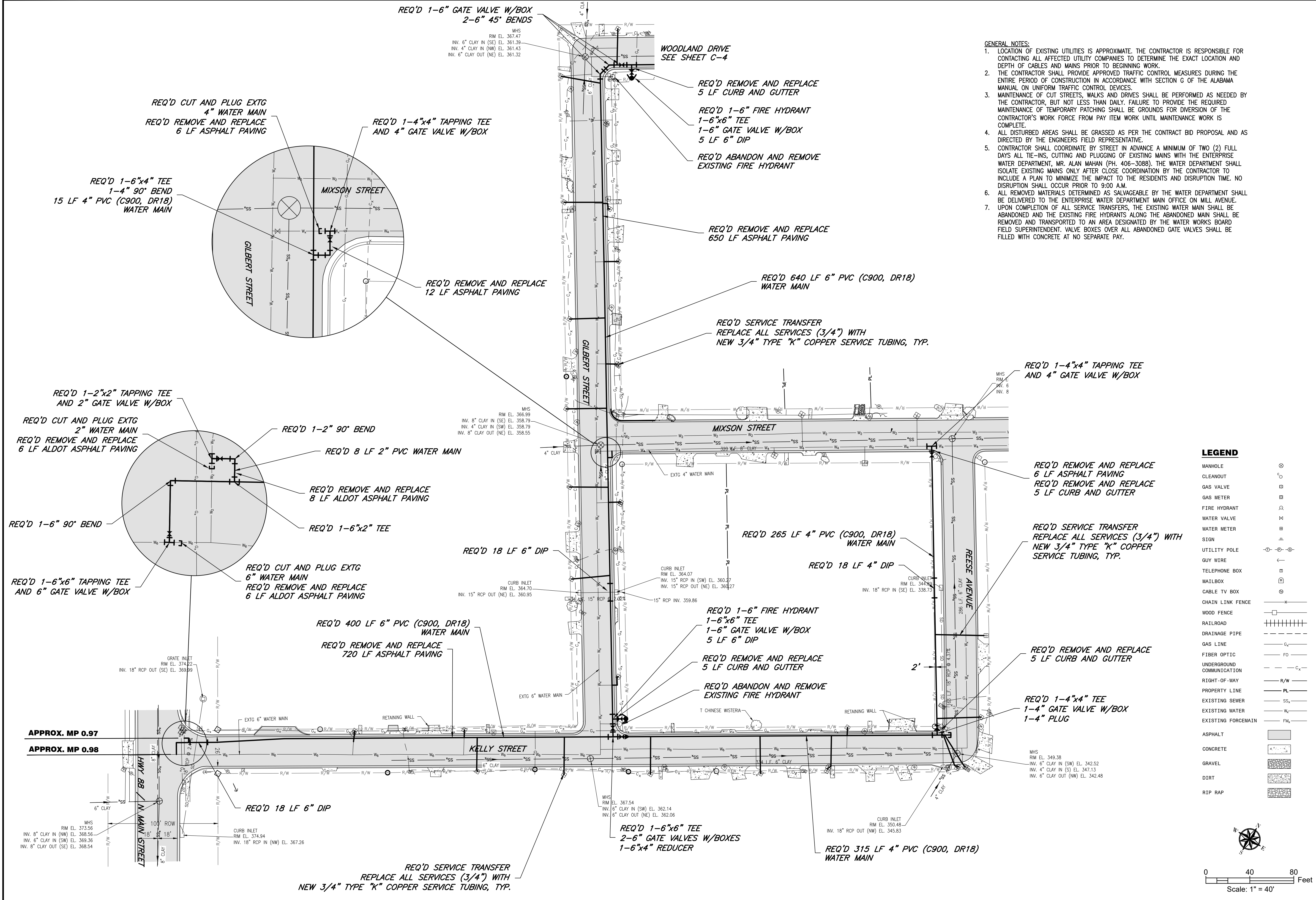
**POLY, INC.**  
 1956 Headland Avenue  
 Dothan, AL 36903  
 334-793-4700

102 Sunset Lane  
 117 Gemini Cr., Ste. 416  
 Birmingham, AL 35209  
 850-609-1100 205-913-0030  
 WWW.POLY-INC.COM

WATER MAIN REPLACEMENT  
 ADEM DWSRF PFR No. F501043.01  
 WATER WORKS BOARD  
 OF THE CITY OF ENTERPRISE, ALABAMA

KELLY STREET, GILBERT STREET,  
 AND  
 REESE AVENUE

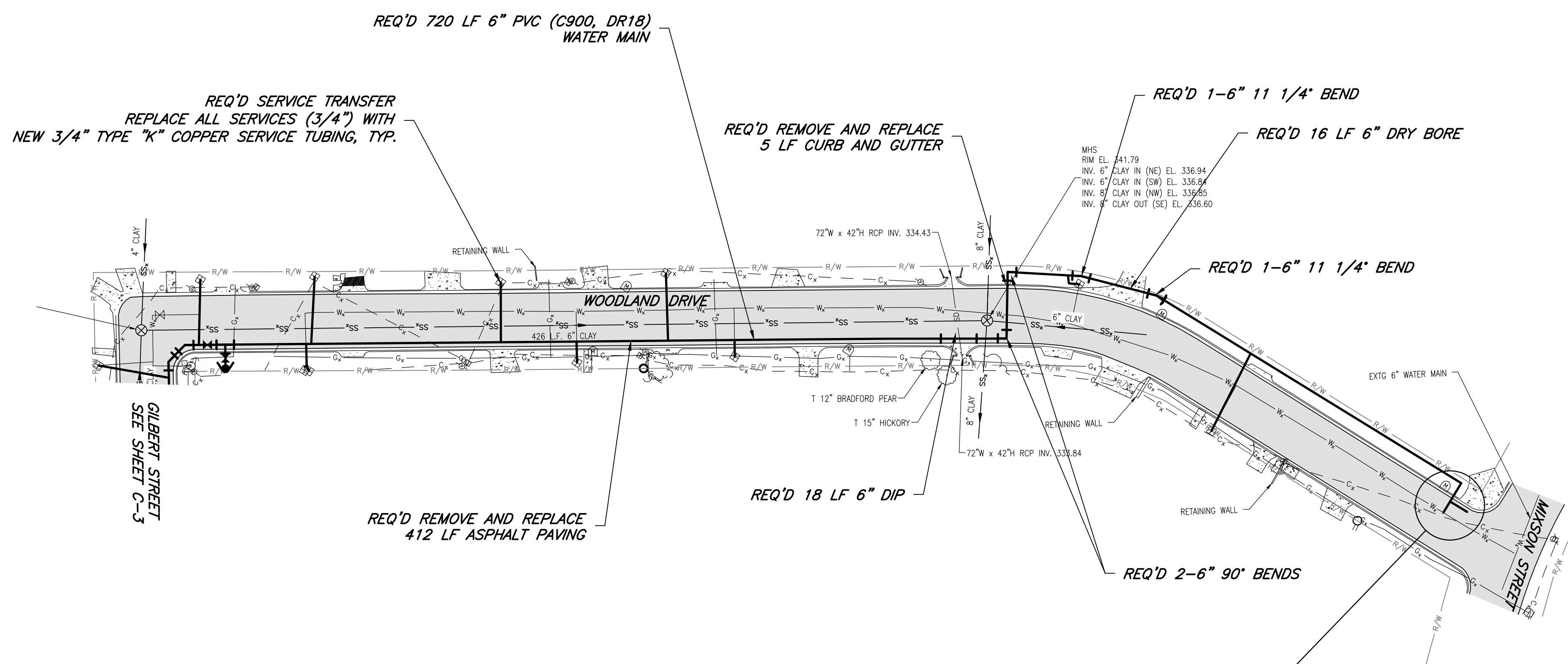
SHEET No.  
**C-3**  
 PROJECT No.  
 11-465



**LEGEND**

- MANHOLE
- CLEANOUT
- GAS VALVE
- GAS METER
- FIRE HYDRANT
- WATER VALVE
- WATER METER
- SIGN
- UTILITY POLE
- GUY WIRE
- TELEPHONE BOX
- MAILBOX
- CABLE TV BOX
- CHAIN LINK FENCE
- WOOD FENCE
- RAILROAD
- DRAINAGE PIPE
- GAS LINE
- FIBER OPTIC
- UNDERGROUND COMMUNICATION
- RIGHT-OF-WAY
- PROPERTY LINE
- EXISTING SEWER
- EXISTING WATER
- EXISTING FORCEMAIN
- ASPHALT
- CONCRETE
- GRAVEL
- DIRT
- RIP RAP

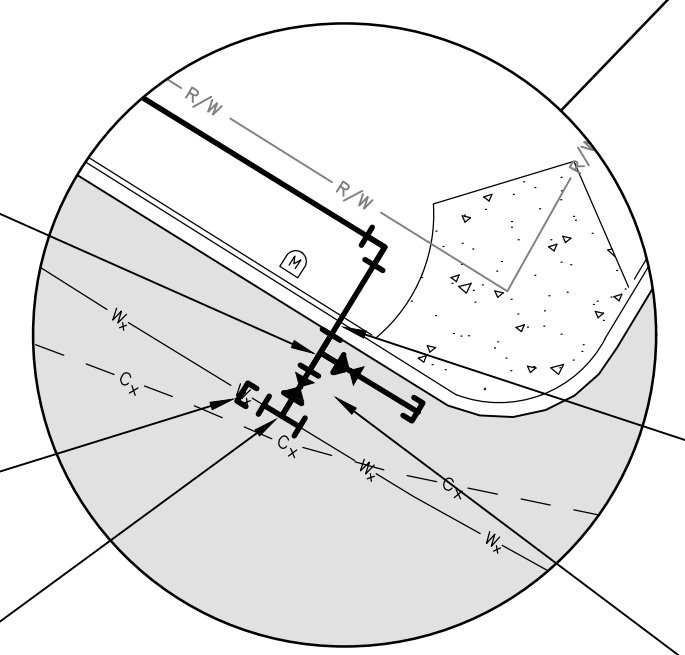
Scale: 1" = 40'



REQ'D 1-6"x6" TEE  
1-6" GATE VALVE W/BOX  
1-6" PLUG  
10 LF 6" PVC (C900, DR18) WATER MAIN

REQ'D CUT AND PLUG  
EXTG 6" WATER MAIN  
REQ'D REMOVE AND REPLACE  
6 LF ASPHALT PAVING

REQ'D 1-6"x6" TAPPING TEE  
AND 6" GATE VALVE W/BOX



REQ'D REMOVE AND REPLACE  
5 LF CURB AND GUTTER

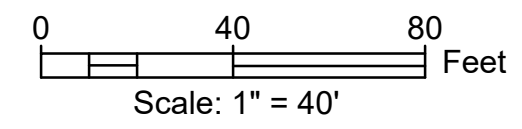
REQ'D REMOVE AND REPLACE  
20 LF ASPHALT PAVING

**LEGEND**

MANHOLE	
CLEANOUT	
GAS VALVE	
GAS METER	
FIRE HYDRANT	
WATER VALVE	
WATER METER	
SIGN	
UTILITY POLE	
GUY WIRE	
TELEPHONE BOX	
MAILBOX	
CABLE TV BOX	
CHAIN LINK FENCE	
WOOD FENCE	
RAILROAD	
DRAINAGE PIPE	
GAS LINE	
FIBER OPTIC	
UNDERGROUND COMMUNICATION	
RIGHT-OF-WAY	
PROPERTY LINE	
EXISTING SEWER	
EXISTING WATER	
EXISTING FORCEMAIN	
ASPHALT	
CONCRETE	
GRAVEL	
DIRT	
RIP RAP	

**GENERAL NOTES:**

- LOCATION OF EXISTING UTILITIES IS APPROXIMATE. THE CONTRACTOR IS RESPONSIBLE FOR CONTACTING ALL AFFECTED UTILITY COMPANIES TO DETERMINE THE EXACT LOCATION AND DEPTH OF CABLES AND MAINS PRIOR TO BEGINNING WORK.
- THE CONTRACTOR SHALL PROVIDE APPROVED TRAFFIC CONTROL MEASURES DURING THE ENTIRE PERIOD OF CONSTRUCTION IN ACCORDANCE WITH SECTION G OF THE ALABAMA MANUAL ON UNIFORM TRAFFIC CONTROL DEVICES.
- MAINTENANCE OF CUT STREETS, WALKS AND DRIVES SHALL BE PERFORMED AS NEEDED BY THE CONTRACTOR, BUT NOT LESS THAN DAILY. FAILURE TO PROVIDE THE REQUIRED MAINTENANCE OF TEMPORARY PATCHING SHALL BE GROUNDS FOR DIVERSION OF THE CONTRACTOR'S WORK FORCE FROM PAY ITEM WORK UNTIL MAINTENANCE WORK IS COMPLETE.
- ALL DISTURBED AREAS SHALL BE GRASSED AS PER THE CONTRACT BID PROPOSAL AND AS DIRECTED BY THE ENGINEERS FIELD REPRESENTATIVE.
- CONTRACTOR SHALL COORDINATE BY STREET IN ADVANCE A MINIMUM OF TWO (2) FULL DAYS ALL TIE-INS, CUTTING AND PLUGGING OF EXISTING MAINS WITH THE ENTERPRISE WATER DEPARTMENT, MR. ALAN MAHAN (PH. 406-3088). THE WATER DEPARTMENT SHALL ISOLATE EXISTING MAINS ONLY AFTER CLOSE COORDINATION BY THE CONTRACTOR TO INCLUDE A PLAN TO MINIMIZE THE IMPACT TO THE RESIDENTS AND DISRUPTION TIME. NO DISRUPTION SHALL OCCUR PRIOR TO 9:00 A.M.
- ALL REMOVED MATERIALS DETERMINED AS SALVAGEABLE BY THE WATER DEPARTMENT SHALL BE DELIVERED TO THE ENTERPRISE WATER DEPARTMENT MAIN OFFICE ON MILL AVENUE. UPON COMPLETION OF ALL SERVICE TRANSFERS, THE EXISTING WATER MAIN SHALL BE ABANDONED AND THE EXISTING FIRE HYDRANTS ALONG THE ABANDONED MAIN SHALL BE REMOVED AND TRANSPORTED TO AN AREA DESIGNATED BY THE WATER WORKS BOARD FIELD SUPERINTENDENT. VALVE BOXES OVER ALL ABANDONED GATE VALVES SHALL BE FILLED WITH CONCRETE AT NO SEPARATE PAY.
- CONTRACTOR SHALL COORDINATE BY STREET IN ADVANCE A MINIMUM OF TWO (2) FULL DAYS ALL TIE-INS, CUTTING AND PLUGGING OF EXISTING MAINS WITH THE ENTERPRISE WATER DEPARTMENT, MR. ALAN MAHAN (PH. 406-3088). THE WATER DEPARTMENT SHALL ISOLATE EXISTING MAINS ONLY AFTER CLOSE COORDINATION BY THE CONTRACTOR TO INCLUDE A PLAN TO MINIMIZE THE IMPACT TO THE RESIDENTS AND DISRUPTION TIME. NO DISRUPTION SHALL OCCUR PRIOR TO 9:00 A.M.



DESIGNED BY:	ENG / ARCH / SURVEYOR OF RECORD:	DATE:	OCTOBER 2024
DRAWN BY:	REGISTRATION No.:	REGISTERED PROFESSIONAL ENGINEER:	CHARLES GLENN MORON
Cent. of Auth. No.:	FL. CA.:	AL.:	IA-C001851   001118
ARCHITECT:	CA-040:	ENGINEER:	CA-918   001118
CA-79-E:		CA-918:	

**POLY, INC.**  
1956 Headland Avenue  
Dothan, AL 36803  
334-793-4700

102 Sunset Lane  
Shalimar, FL 32579  
850-609-1100

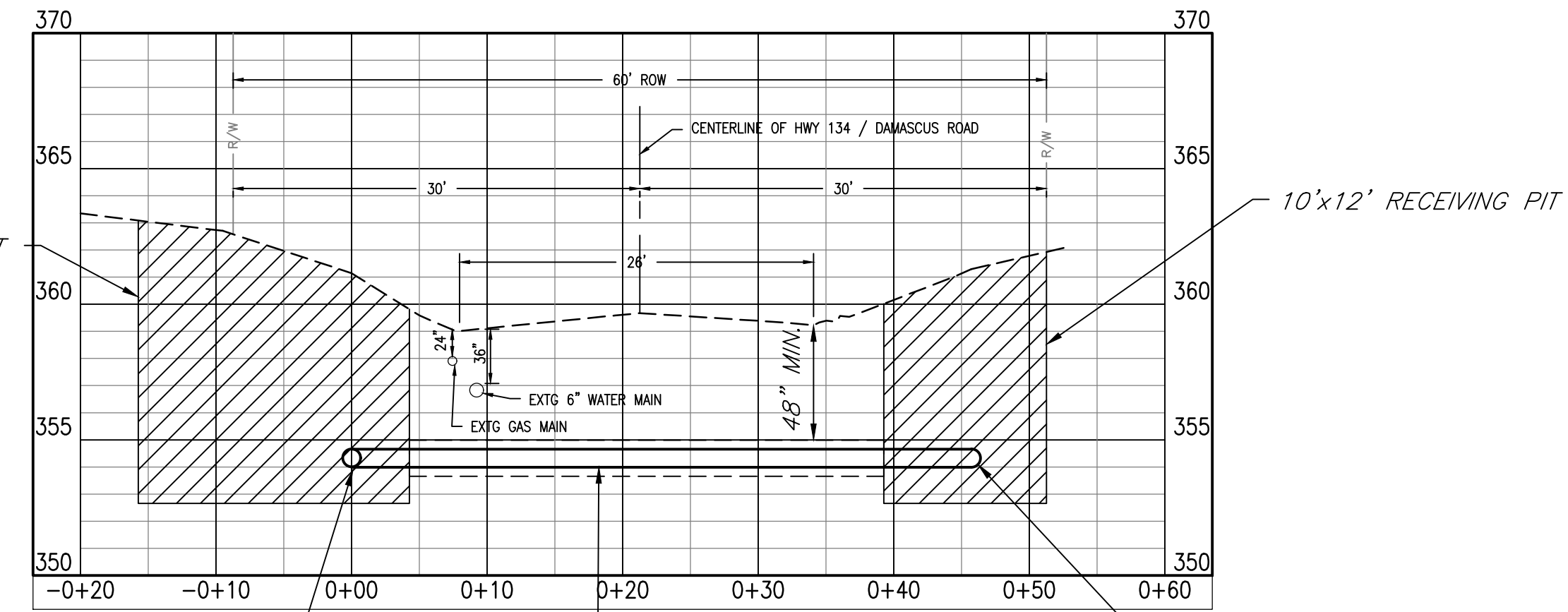
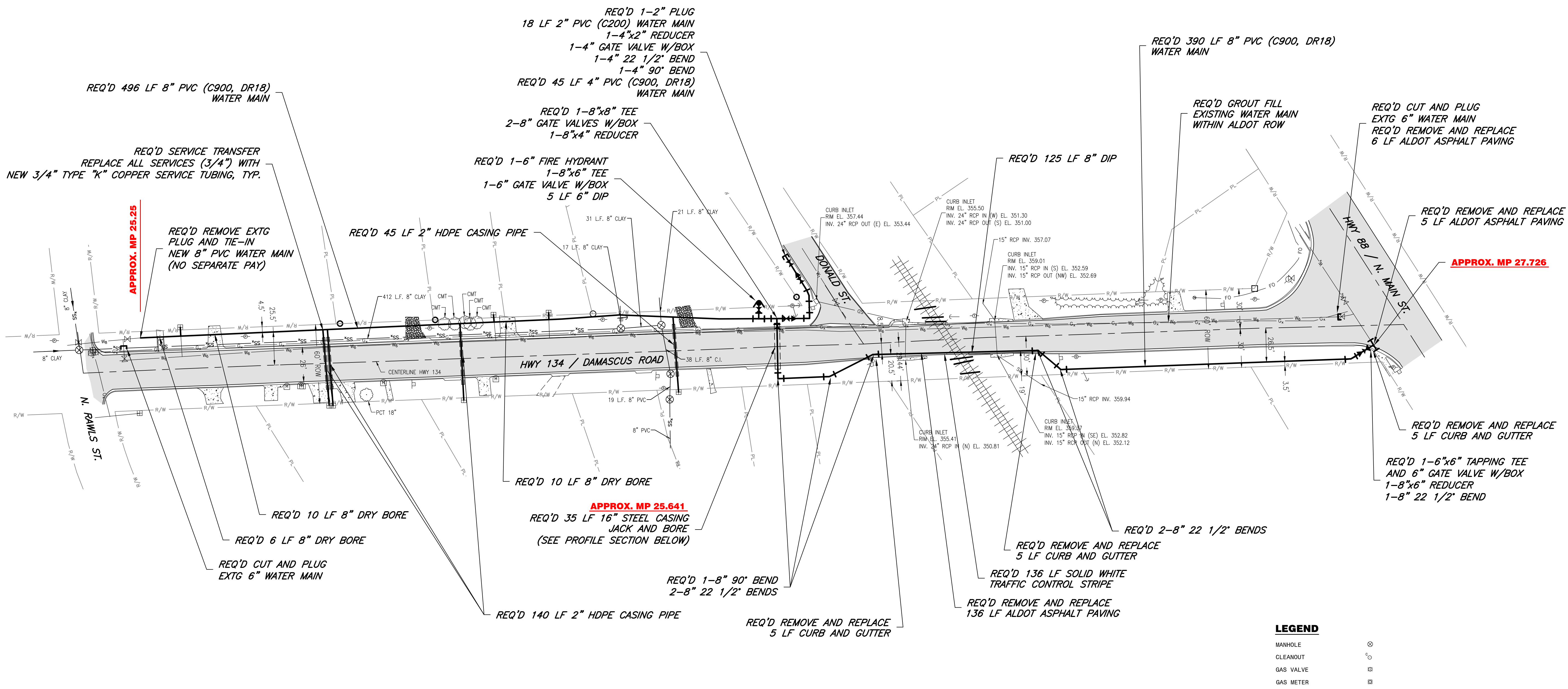

117 Gemini Cir., Ste. 416  
Birmingham, AL 35209  
205-913-0030

WWW.POLY-INC.COM

WATER MAIN REPLACEMENT  
ADEM DWSRF PER No. FS01043-01  
FOR THE  
WATER WORKS BOARD  
OF THE CITY OF ENTERPRISE, ALABAMA

WOODLAND DRIVE

SHEET No.  
**C-4**  
PROJECT No.  
11-465



**PROFILE SECTION**

ALDOT MILEPOST 25.641  
SCALE: 1" = 10' HORIZONTAL  
1" = 5' VERTICAL

**ALDOT NOTES:**

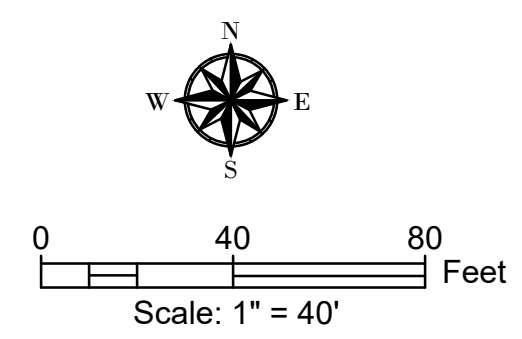
1. PROVIDE 24 HOUR NOTICE TO ALDOT DISTRICT MANAGER PAT HENDERSON (334-347-8166) BEFORE WORK BEGINS.
2. TRAFFIC CONTROL SHALL BE IN ACCORDANCE WITH THE APPROVED ALDOT PERMIT.

**GENERAL NOTES:**

1. LOCATION OF EXISTING UTILITIES IS APPROXIMATE. THE CONTRACTOR IS RESPONSIBLE FOR CONTACTING ALL AFFECTED UTILITY COMPANIES TO DETERMINE THE EXACT LOCATION AND DEPTH OF CABLES AND MAINS PRIOR TO BEGINNING WORK.
2. THE CONTRACTOR SHALL PROVIDE APPROVED TRAFFIC CONTROL MEASURES DURING THE ENTIRE PERIOD OF CONSTRUCTION IN ACCORDANCE WITH SECTION G OF THE ALABAMA MANUAL ON UNIFORM TRAFFIC CONTROL DEVICES.
3. MAINTENANCE OF CUT STREETS, WALKS AND DRIVES SHALL BE PERFORMED AS NEEDED BY THE CONTRACTOR, BUT NOT LESS THAN DAILY. FAILURE TO PROVIDE THE REQUIRED MAINTENANCE OF TEMPORARY PATCHING SHALL BE GROUNDS FOR DIVERSION OF THE CONTRACTOR'S WORK FORCE FROM PAY ITEM WORK UNTIL MAINTENANCE WORK IS COMPLETE.
4. ALL DISTURBED AREAS SHALL BE GRASSED AS PER THE CONTRACT BID PROPOSAL AND AS DIRECTED BY THE ENGINEERS FIELD REPRESENTATIVE.
5. CONTRACTOR SHALL COORDINATE BY STREET IN ADVANCE A MINIMUM OF TWO (2) FULL DAYS ALL TIE-INS, CUTTING AND PLUGGING OF EXISTING MAINS WITH THE ENTERPRISE WATER DEPARTMENT, MR. ALAN MAHAN (PH. 406-3088). THE WATER DEPARTMENT SHALL ISOLATE EXISTING MAINS ONLY AFTER CLOSE COORDINATION BY THE CONTRACTOR TO INCLUDE A PLAN TO MINIMIZE THE IMPACT TO THE RESIDENTS AND DISRUPTION TIME. NO DISRUPTION SHALL OCCUR PRIOR TO 9:00 A.M.
6. ALL REMOVED MATERIALS DETERMINED AS SALVAGEABLE BY THE WATER DEPARTMENT SHALL BE DELIVERED TO THE ENTERPRISE WATER DEPARTMENT MAIN OFFICE ON MILL AVENUE.
7. UPON COMPLETION OF ALL SERVICE TRANSFERS, THE EXISTING WATER MAIN SHALL BE ABANDONED AND THE EXISTING FIRE HYDRANTS ALONG THE ABANDONED MAIN SHALL BE REMOVED AND TRANSPORTED TO AN AREA DESIGNATED BY THE WATER WORKS BOARD FIELD SUPERINTENDENT. VALVE BOXES OVER ALL ABANDONED GATE VALVES SHALL BE FILLED WITH CONCRETE AT NO SEPARATE PAY.

**LEGEND**

MANHOLE	⊗
CLEANOUT	⊙
GAS VALVE	⊠
GAS METER	⊞
FIRE HYDRANT	⊚
WATER VALVE	⊗
WATER METER	⊞
SIGN	⊠
UTILITY POLE	⊙-⊙-⊙
GUY WIRE	⊙
TELEPHONE BOX	⊞
MAILBOX	⊞
CABLE TV BOX	⊞
CHAIN LINK FENCE	⊞
WOOD FENCE	⊞
RAILROAD	⊞
DRAINAGE PIPE	⊞
GAS LINE	⊞
FIBER OPTIC	⊞
UNDERGROUND COMMUNICATION	⊞
RIGHT-OF-WAY	⊞
PROPERTY LINE	⊞
EXISTING SEWER	⊞
EXISTING WATER	⊞
EXISTING FORCEMAIN	⊞
ASPHALT	⊞
CONCRETE	⊞
GRAVEL	⊞
DIRT	⊞
RIP RAP	⊞



Revision Table

NO.	DATE	DESCRIPTION

Project Information

DESIGNED BY:	DATE:	REGISTERED:
ENG ARCH / SURVEYOR OF RECORD:	OCTOBER 2024	REGISTRATION No.:
Cent. of Auth. No.:	CA:	These drawings are copyrighted and the property of Poly, Inc. No reproduction or full reproduction is permitted without the written agreement with Poly, Inc.
ARCHITECT:	FL:	
ENGINEER:	CA:	

**POLY, INC.**  
1956 Headland Avenue  
Dothan, AL 36803  
334-747-4700  
102 Sunset Lane  
Shalimar, FL 32579  
850-605-1100


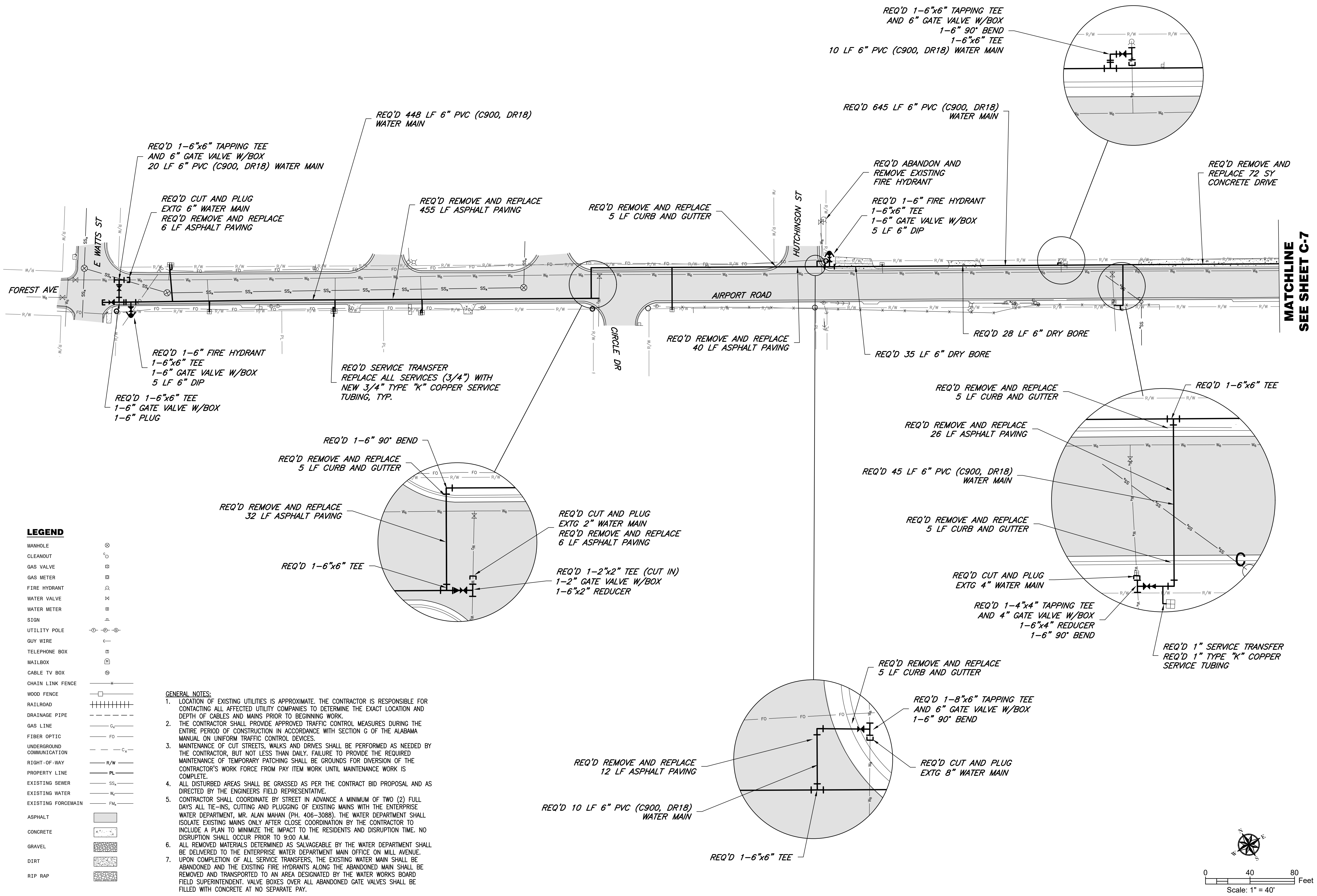
117 Gemini Cr., Ste. 416  
Birmingham, AL 35209  
205-913-0330

WWW.POLY-INC.COM

WATER MAIN REPLACEMENT  
ADEM DWSRF PERM No. FS01043-01  
FOR THE  
WATER WORKS BOARD  
OF THE CITY OF ENTERPRISE, ALABAMA

HWY 134 / DAMASCUS ROAD

SHEET No.  
**C-5**  
PROJECT No.  
11-465



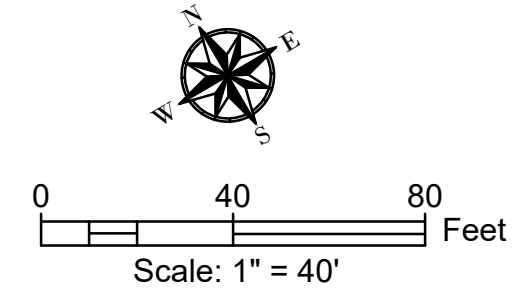
Revision	Description

DESIGNED BY:	ENG ARCHT/SURVEYOR OF RECORD:	DATE:	OCTOBER 2024
DRAWN BY:	REGISTRATION NO.:	REGISTRATION NO.:	

**POLY, INC.**  
 1996 Headland Avenue  
 Dothan, AL 36803  
 334-793-4700  
 102 Sunset Lane  
 Shalimar, FL 32579  
 850-609-1100  
 WWW.POLY-INC.COM

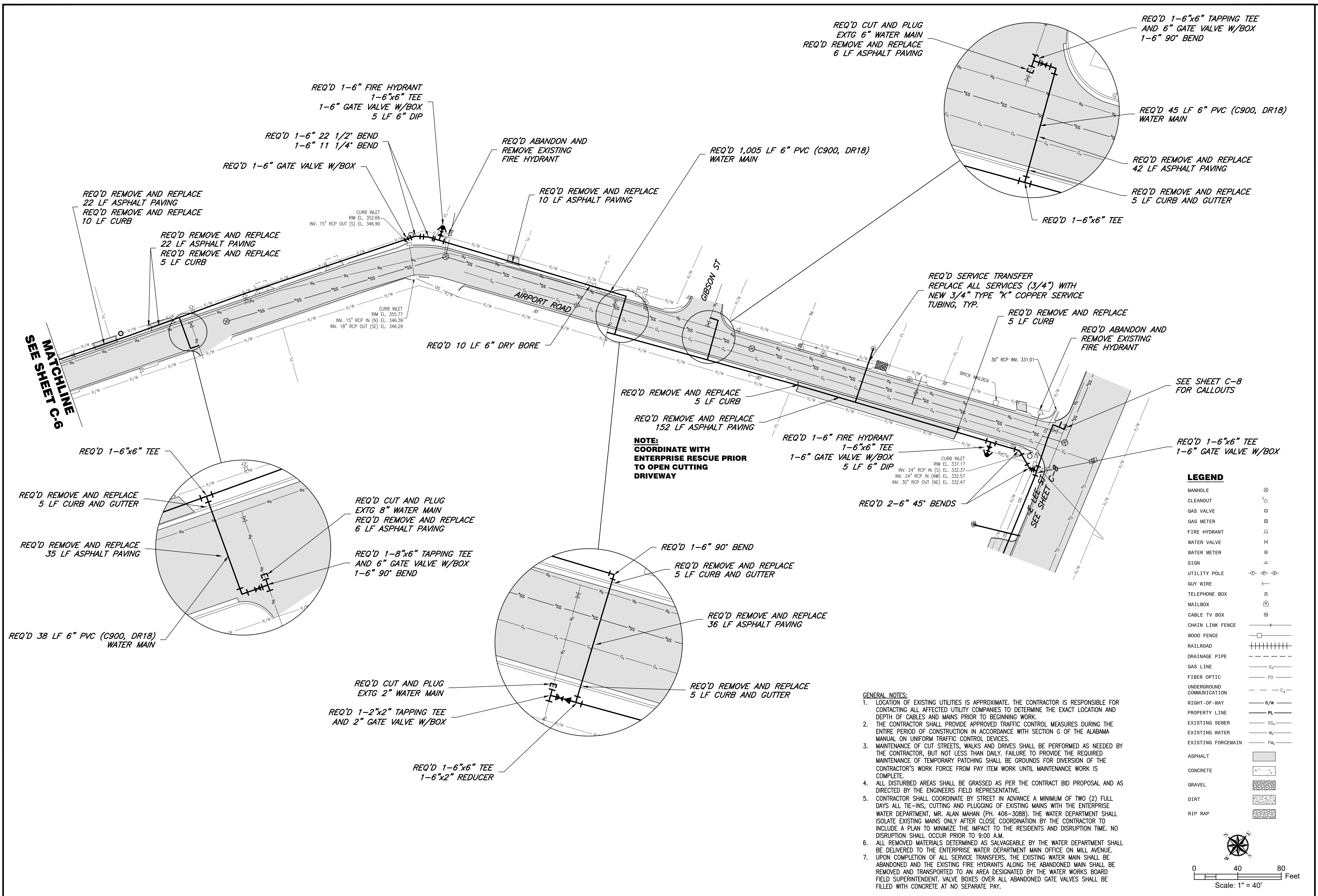
WATER MAIN REPLACEMENT  
 ADEM DWSRF PROJECT No. F501043-01  
 FOR THE  
 WATER WORKS BOARD  
 OF THE CITY OF ENTERPRISE, ALABAMA  
 AIRPORT ROAD

SHEET No.  
**C-6**  
 PROJECT No.  
 11-465



**MATCHLINE  
 SEE SHEET C-7**


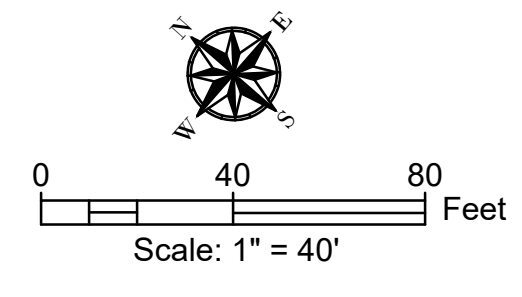
SEE SHEET C-6  
MATCHLINE



**LEGEND**

MANHOLE	⊙
CLEANOUT	⊕
GAS VALVE	⊕
GAS METER	⊕
FIRE HYDRANT	⊕
WATER VALVE	⊕
WATER METER	⊕
SIGN	⊕
UTILITY POLE	⊕
GUY WIRE	⊕
TELEPHONE BOX	⊕
MAILBOX	⊕
CABLE TV BOX	⊕
CHAIN LINK FENCE	⊕
WOOD FENCE	⊕
RAILROAD	⊕
DRAINAGE PIPE	⊕
GAS LINE	⊕
FIBER OPTIC	⊕
UNDERGROUND COMMUNICATION	⊕
RIGHT-OF-WAY	⊕
PROPERTY LINE	⊕
EXISTING SEWER	⊕
EXISTING WATER	⊕
EXISTING FORCEMAIN	⊕
ASPHALT	⊕
CONCRETE	⊕
GRAVEL	⊕
DIRT	⊕
RIP RAP	⊕

- GENERAL NOTES:**
1. LOCATION OF EXISTING UTILITIES IS APPROXIMATE. THE CONTRACTOR IS RESPONSIBLE FOR CONTACTING ALL AFFECTED UTILITY COMPANIES TO DETERMINE THE EXACT LOCATION AND DEPTH OF CABLES AND MAINS PRIOR TO BEGINNING WORK.
  2. THE CONTRACTOR SHALL PROVIDE APPROVED TRAFFIC CONTROL MEASURES DURING THE ENTIRE PERIOD OF CONSTRUCTION IN ACCORDANCE WITH SECTION 6 OF THE ALABAMA MANUAL ON UNIFORM TRAFFIC CONTROL DEVICES.
  3. MAINTENANCE OF CUT STREETS, WALKS AND DRIVES SHALL BE PERFORMED AS NEEDED BY THE CONTRACTOR, BUT NOT LESS THAN DAILY. FAILURE TO PROVIDE THE REQUIRED MAINTENANCE OF TEMPORARY PATCHING SHALL BE GROUNDS FOR DIVERSION OF THE CONTRACTOR'S WORK FORCE FROM PAY ITEM WORK UNTIL MAINTENANCE WORK IS COMPLETE.
  4. ALL DISTURBED AREAS SHALL BE GRASSED AS PER THE CONTRACT BID PROPOSAL AND AS DIRECTED BY THE ENGINEERS FIELD REPRESENTATIVE.
  5. CONTRACTOR SHALL COORDINATE BY STREET IN ADVANCE A MINIMUM OF TWO (2) FULL DAYS ALL TIE-INS, CUTTING AND PLUGGING OF EXISTING MAINS WITH THE ENTERPRISE WATER DEPARTMENT, MR. ALAN MAHAN (PH. 406-3088). THE WATER DEPARTMENT SHALL ISOLATE EXISTING MAINS ONLY AFTER CLOSE COORDINATION BY THE CONTRACTOR TO INCLUDE A PLAN TO MINIMIZE THE IMPACT TO THE RESIDENTS AND DISRUPTION TIME. NO DISRUPTION SHALL OCCUR PRIOR TO 9:00 A.M.
  6. ALL REMOVED MATERIALS DETERMINED AS SALVAGEABLE BY THE WATER DEPARTMENT SHALL BE DELIVERED TO THE ENTERPRISE WATER DEPARTMENT MAIN OFFICE ON MILL AVENUE.
  7. UPON COMPLETION OF ALL SERVICE TRANSFERS, THE EXISTING WATER MAIN SHALL BE ABANDONED AND THE EXISTING FIRE HYDRANTS ALONG THE ABANDONED MAIN SHALL BE REMOVED AND TRANSPORTED TO AN AREA DESIGNATED BY THE WATER WORKS BOARD FIELD SUPERINTENDENT. VALVE BOXES OVER ALL ABANDONED GATE VALVES SHALL BE FILLED WITH CONCRETE AT NO SEPARATE PAY.



Revision	Description

DATE: OCTOBER 2024	REGISTRATION No.
DRAWN BY:	ENG ARCHT / SURVEYOR OF RECORD:
DESIGNED BY:	Cent. of Auth. No.
	FL. GA.
	AL. AL.
	ARCHITECT: CA-0460
	ENGINEER: CA-784E
	CA-1818
	CA-1818
	CA-1818
	CA-1818
	CA-1818
	CA-1818
	CA-1818

**POLY, INC.**  
 1956 Headland Avenue  
 Dothan, AL 36803  
 334-793-4700

102 Sunset Lane  
 117 Gemini Cr., Ste. 416  
 Birmingham, AL 35209  
 850-609-1100  
 205-913-0300  
 WWW.POLY-INC.COM

WATER MAIN REPLACEMENT  
 ADEM DWSRF PROJECT No. F50104043.01  
 FOR THE  
 WATER WORKS BOARD  
 OF THE CITY OF ENTERPRISE, ALABAMA

AIRPORT ROAD

SHEET No.  
**C-7**

PROJECT No.  
 11-465






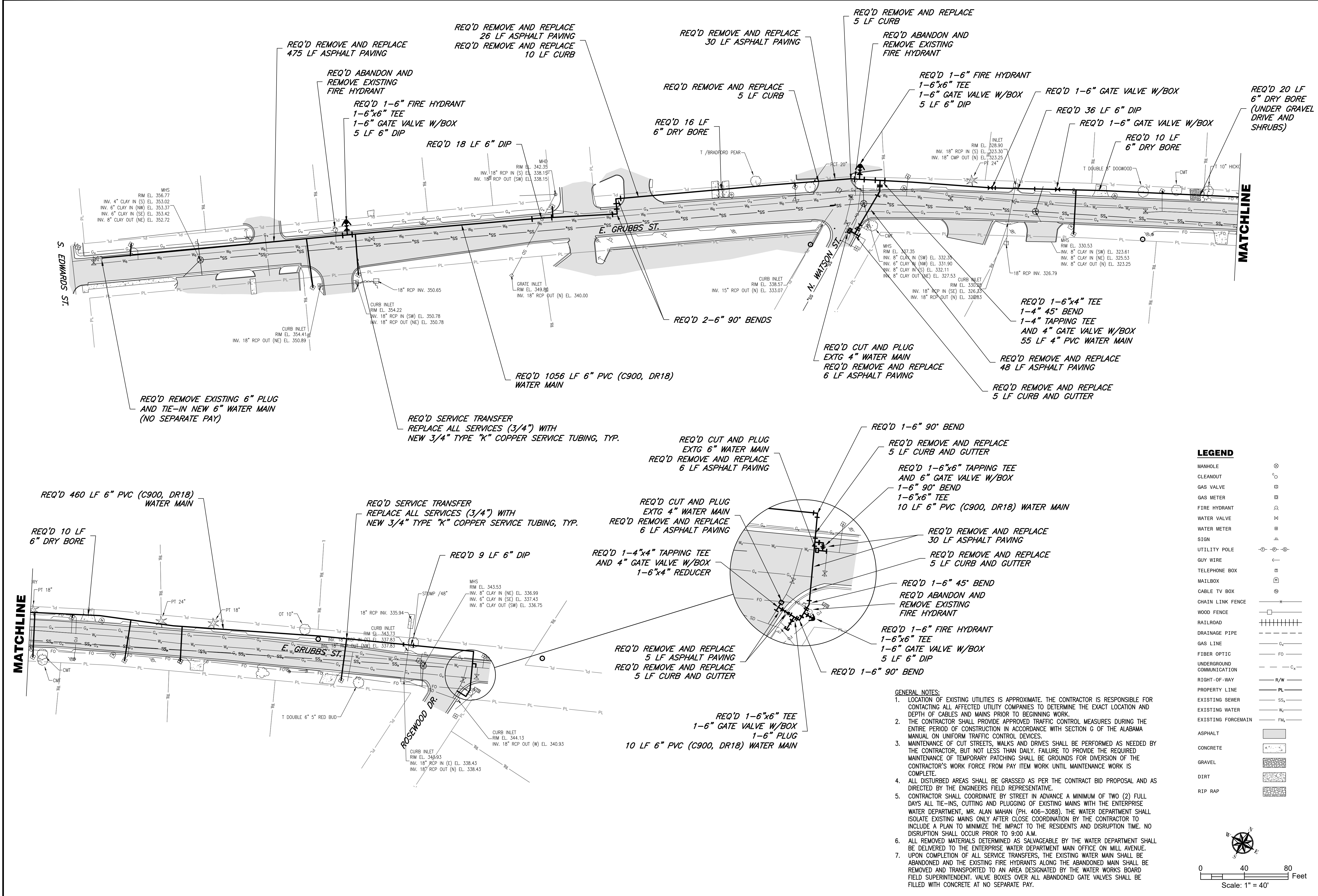
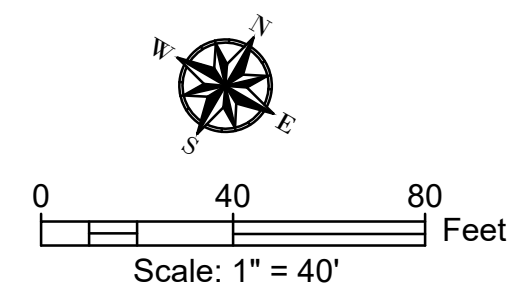


Table with 2 columns: Description, Revision. Contains a list of revisions for the drawing.



LEGEND table listing symbols for Manhole, Cleanout, Gas Valve, Gas Meter, Fire Hydrant, Water Valve, Water Meter, Sign, Utility Pole, Guy Wire, Telephone Box, Mailbox, Cable TV Box, Chain Link Fence, Wood Fence, Railroad, Drainage Pipe, Gas Line, Fiber Optic, Underground Communication, Right-of-Way, Property Line, Existing Sewer, Existing Water, Existing Forcemain, Asphalt, Concrete, Gravel, Dirt, Rip Rap.

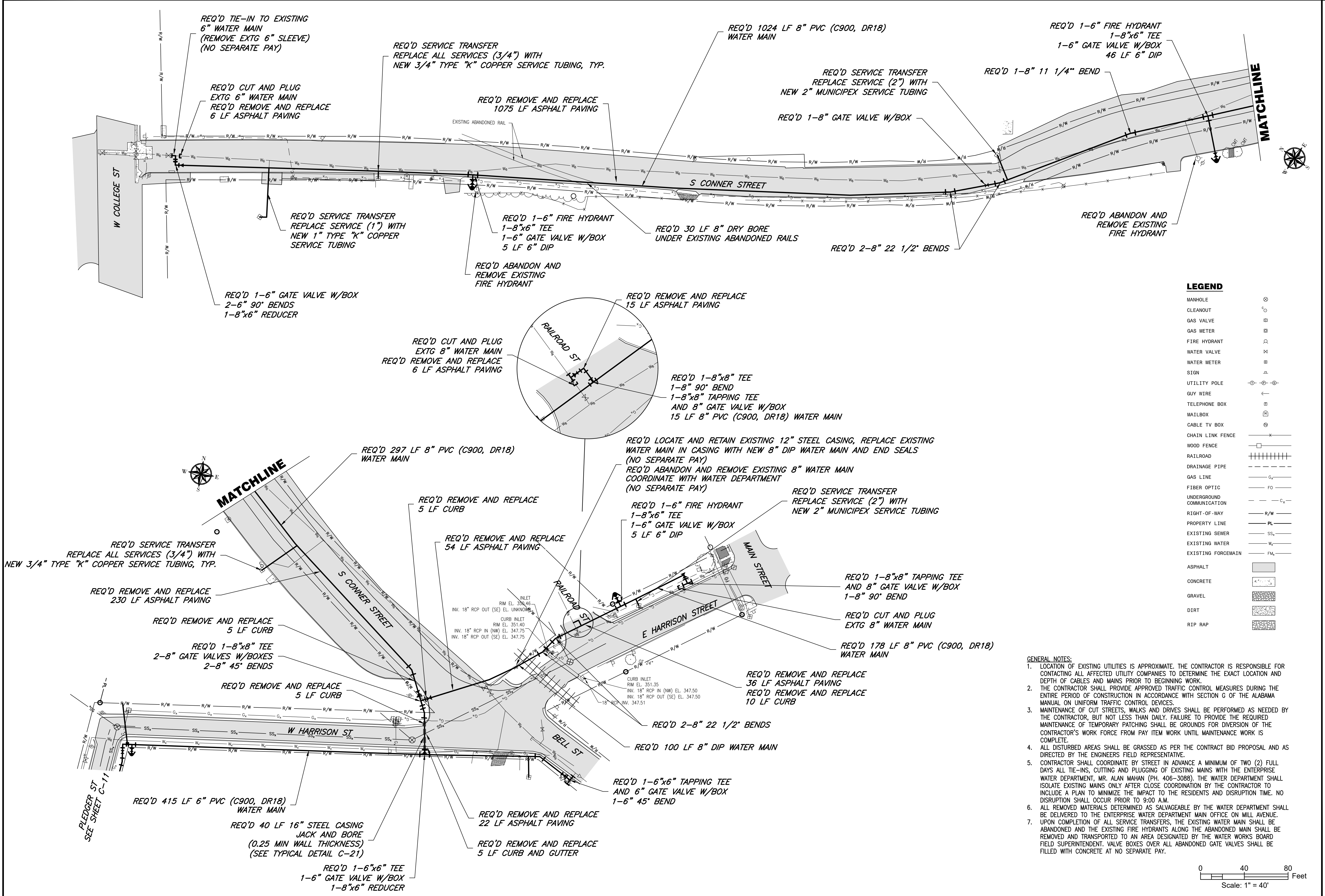
- GENERAL NOTES: 1. LOCATION OF EXISTING UTILITIES IS APPROXIMATE... 2. THE CONTRACTOR SHALL PROVIDE APPROVED TRAFFIC CONTROL... 3. MAINTENANCE OF CUT STREETS, WALKS AND DRIVES... 4. ALL DISTURBED AREAS SHALL BE GRASSED... 5. CONTRACTOR SHALL COORDINATE BY STREET... 6. ALL REMOVED MATERIALS DETERMINED AS SALVAGEABLE... 7. UPON COMPLETION OF ALL SERVICE TRANSFERS...



Project information table including Date (OCTOBER 2024), Drawn by, Designed by, and contact information for POLY, INC. (1956 Headland Avenue, Dothan, AL 36803).

Water Main Replacement and Water Works Board information table, including project name (E. GRUBBS STREET) and sheet number (C-9).

Poly, Inc. - G:\CLEANSTUFF-10-14111465 SRF APP Water\WP103-CIVIL\CONNER\_HARRISON.dwg [Layout1] Last Printed: October 24, 2024 - 05:37pm By: DHighes



REQ'D TIE-IN TO EXISTING 6" WATER MAIN (REMOVE EXTG 6" SLEEVE) (NO SEPARATE PAY)

REQ'D CUT AND PLUG EXTG 6" WATER MAIN REQ'D REMOVE AND REPLACE 6 LF ASPHALT PAVING

REQ'D SERVICE TRANSFER REPLACE ALL SERVICES (3/4") WITH NEW 3/4" TYPE "K" COPPER SERVICE TUBING, TYP.

REQ'D REMOVE AND REPLACE 1075 LF ASPHALT PAVING

REQ'D 1024 LF 8" PVC (C900, DR18) WATER MAIN

REQ'D SERVICE TRANSFER REPLACE SERVICE (2") WITH NEW 2" MUNICIPEX SERVICE TUBING

REQ'D 1-6" FIRE HYDRANT 1-8"x6" TEE 1-6" GATE VALVE W/BOX 46 LF 6" DIP

REQ'D 1-8" 11 1/4" BEND

REQ'D 1-8" GATE VALVE W/BOX

REQ'D 30 LF 8" DRY BORE UNDER EXISTING ABANDONED RAILS

REQ'D ABANDON AND REMOVE EXISTING FIRE HYDRANT

REQ'D 1-6" GATE VALVE W/BOX 2-6" 90° BENDS 1-8"x6" REDUCER

REQ'D SERVICE TRANSFER REPLACE SERVICE (1") WITH NEW 1" TYPE "K" COPPER SERVICE TUBING

REQ'D 1-6" FIRE HYDRANT 1-8"x6" TEE 1-6" GATE VALVE W/BOX 5 LF 6" DIP

REQ'D ABANDON AND REMOVE EXISTING FIRE HYDRANT

REQ'D REMOVE AND REPLACE 15 LF ASPHALT PAVING

REQ'D CUT AND PLUG EXTG 8" WATER MAIN REQ'D REMOVE AND REPLACE 6 LF ASPHALT PAVING

REQ'D 1-8"x8" TEE 1-8" 90° BEND 1-8"x8" TAPPING TEE AND 8" GATE VALVE W/BOX 15 LF 8" PVC (C900, DR18) WATER MAIN

REQ'D LOCATE AND RETAIN EXISTING 12" STEEL CASING, REPLACE EXISTING WATER MAIN IN CASING WITH NEW 8" DIP WATER MAIN AND END SEALS (NO SEPARATE PAY) REQ'D ABANDON AND REMOVE EXISTING 8" WATER MAIN COORDINATE WITH WATER DEPARTMENT (NO SEPARATE PAY)

REQ'D SERVICE TRANSFER REPLACE SERVICE (2") WITH NEW 2" MUNICIPEX SERVICE TUBING

REQ'D 1-6" FIRE HYDRANT 1-8"x6" TEE 1-6" GATE VALVE W/BOX 5 LF 6" DIP

REQ'D 297 LF 8" PVC (C900, DR18) WATER MAIN

REQ'D REMOVE AND REPLACE 5 LF CURB

REQ'D REMOVE AND REPLACE 54 LF ASPHALT PAVING

REQ'D 1-8"x8" TAPPING TEE AND 8" GATE VALVE W/BOX 1-8" 90° BEND

REQ'D SERVICE TRANSFER REPLACE ALL SERVICES (3/4") WITH NEW 3/4" TYPE "K" COPPER SERVICE TUBING, TYP.

REQ'D REMOVE AND REPLACE 230 LF ASPHALT PAVING

REQ'D REMOVE AND REPLACE 5 LF CURB REQ'D 1-8"x8" TEE 2-8" GATE VALVES W/BOXES 2-8" 45° BENDS

REQ'D REMOVE AND REPLACE 5 LF CURB

REQ'D REMOVE AND REPLACE 36 LF ASPHALT PAVING REQ'D REMOVE AND REPLACE 10 LF CURB

REQ'D 2-8" 22 1/2° BENDS REQ'D 100 LF 8" DIP WATER MAIN

REQ'D 415 LF 6" PVC (C900, DR18) WATER MAIN

REQ'D 40 LF 16" STEEL CASING JACK AND BORE (0.25 MIN WALL THICKNESS) (SEE TYPICAL DETAIL C-21)

REQ'D REMOVE AND REPLACE 22 LF ASPHALT PAVING

REQ'D REMOVE AND REPLACE 5 LF CURB AND GUTTER

REQ'D 1-6"x6" TAPPING TEE AND 6" GATE VALVE W/BOX 1-6" 45° BEND

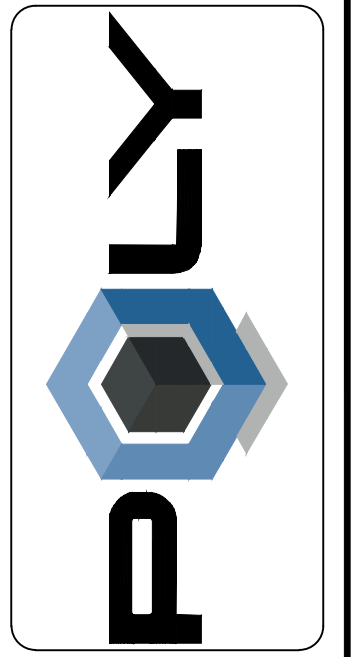
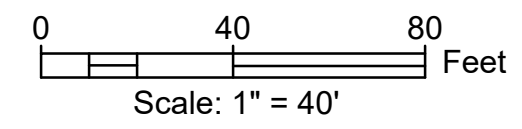
REQ'D 1-6"x6" TEE 1-6" GATE VALVE W/BOX 1-8"x6" REDUCER

LEGEND

Table with 2 columns: Symbol and Description. Includes symbols for Manhole, Cleanout, Gas Valve, Gas Meter, Fire Hydrant, Water Valve, Water Meter, Sign, Utility Pole, Guy Wire, Telephone Box, Mailbox, Cable TV Box, Chain Link Fence, Wood Fence, Railroad, Drainage Pipe, Gas Line, Fiber Optic, Underground Communication, Right-of-Way, Property Line, Existing Sewer, Existing Water, Existing Force Main, Asphalt, Concrete, Gravel, Dirt, Rip Rap.

GENERAL NOTES:

- 1. LOCATION OF EXISTING UTILITIES IS APPROXIMATE. THE CONTRACTOR IS RESPONSIBLE FOR CONTACTING ALL AFFECTED UTILITY COMPANIES TO DETERMINE THE EXACT LOCATION AND DEPTH OF CABLES AND MAINS PRIOR TO BEGINNING WORK.
2. THE CONTRACTOR SHALL PROVIDE APPROVED TRAFFIC CONTROL MEASURES DURING THE ENTIRE PERIOD OF CONSTRUCTION IN ACCORDANCE WITH SECTION G OF THE ALABAMA MANUAL ON UNIFORM TRAFFIC CONTROL DEVICES.
3. MAINTENANCE OF CUT STREETS, WALKS AND DRIVES SHALL BE PERFORMED AS NEEDED BY THE CONTRACTOR, BUT NOT LESS THAN DAILY. FAILURE TO PROVIDE THE REQUIRED MAINTENANCE OF TEMPORARY PATCHING SHALL BE GROUNDS FOR DIVERSION OF THE CONTRACTOR'S WORK FORCE FROM PAY ITEM WORK UNTIL MAINTENANCE WORK IS COMPLETE.
4. ALL DISTURBED AREAS SHALL BE GRASSED AS PER THE CONTRACT BID PROPOSAL AND AS DIRECTED BY THE ENGINEERS FIELD REPRESENTATIVE.
5. CONTRACTOR SHALL COORDINATE BY STREET IN ADVANCE A MINIMUM OF TWO (2) FULL DAYS ALL TIE-INS, CUTTING AND PLUGGING OF EXISTING MAINS WITH THE ENTERPRISE WATER DEPARTMENT, MR. ALAN MAHAN (PH. 406-3088), THE WATER DEPARTMENT SHALL ISOLATE EXISTING MAINS ONLY AFTER CLOSE COORDINATION BY THE CONTRACTOR TO INCLUDE A PLAN TO MINIMIZE THE IMPACT TO THE RESIDENTS AND DISRUPTION TIME. NO DISRUPTION SHALL OCCUR PRIOR TO 9:00 A.M.
6. ALL REMOVED MATERIALS DETERMINED AS SALVAGEABLE BY THE WATER DEPARTMENT SHALL BE DELIVERED TO THE ENTERPRISE WATER DEPARTMENT MAIN OFFICE ON MILL AVENUE. UPON COMPLETION OF ALL SERVICE TRANSFERS, THE EXISTING WATER MAIN SHALL BE ABANDONED AND THE EXISTING FIRE HYDRANTS ALONG THE ABANDONED MAIN SHALL BE REMOVED AND TRANSPORTED TO AN AREA DESIGNATED BY THE WATER WORKS BOARD FIELD SUPERINTENDENT. VALVE BOXES OVER ALL ABANDONED GATE VALVES SHALL BE FILLED WITH CONCRETE. AT NO SEPARATE PAY.
7.



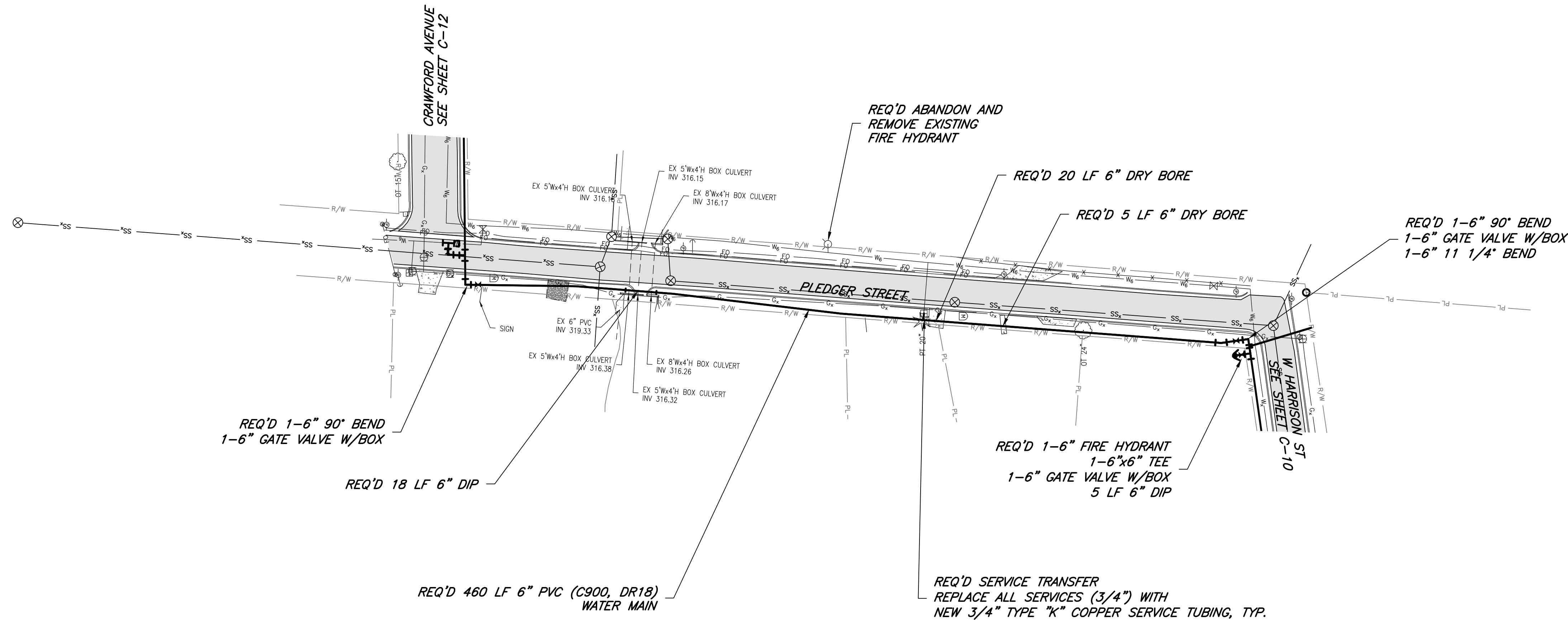
Revision table with columns for Description and Revision number.

Project information table including Date (October 2024), Drawn by, and Designer by.

POLY, INC. 1956 Headland Avenue Dothan, AL 36803 334-793-4700

WATER MAIN REPLACEMENT ADEM DWSRF PROJECT No. FS01043-01 OF THE CITY OF ENTERPRISE, ALABAMA

SHEET No. C-10 PROJECT No. 11-465


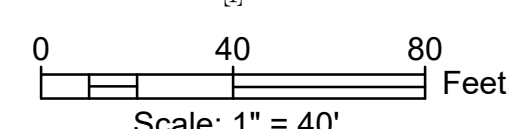
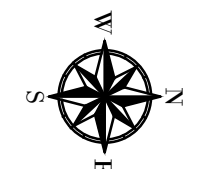


**GENERAL NOTES:**

1. LOCATION OF EXISTING UTILITIES IS APPROXIMATE. THE CONTRACTOR IS RESPONSIBLE FOR CONTACTING ALL AFFECTED UTILITY COMPANIES TO DETERMINE THE EXACT LOCATION AND DEPTH OF CABLES AND MAINS PRIOR TO BEGINNING WORK.
2. THE CONTRACTOR SHALL PROVIDE APPROVED TRAFFIC CONTROL MEASURES DURING THE ENTIRE PERIOD OF CONSTRUCTION IN ACCORDANCE WITH SECTION G OF THE ALABAMA MANUAL ON UNIFORM TRAFFIC CONTROL DEVICES.
3. MAINTENANCE OF CUT STREETS, WALKS AND DRIVES SHALL BE PERFORMED AS NEEDED BY THE CONTRACTOR, BUT NOT LESS THAN DAILY. FAILURE TO PROVIDE THE REQUIRED MAINTENANCE OF TEMPORARY PATCHING SHALL BE GROUNDS FOR DIVERSION OF THE CONTRACTOR'S WORK FORCE FROM PAY ITEM WORK UNTIL MAINTENANCE WORK IS COMPLETE.
4. ALL DISTURBED AREAS SHALL BE GRASSED AS PER THE CONTRACT BID PROPOSAL AND AS DIRECTED BY THE ENGINEERS FIELD REPRESENTATIVE.
5. CONTRACTOR SHALL COORDINATE BY STREET IN ADVANCE A MINIMUM OF TWO (2) FULL DAYS ALL TIE-INS, CUTTING AND PLUGGING OF EXISTING MAINS WITH THE ENTERPRISE WATER DEPARTMENT, MR. ALAN MAHAN (PH. 406-3088). THE WATER DEPARTMENT SHALL ISOLATE EXISTING MAINS ONLY AFTER CLOSE COORDINATION BY THE CONTRACTOR TO INCLUDE A PLAN TO MINIMIZE THE IMPACT TO THE RESIDENTS AND DISRUPTION TIME. NO DISRUPTION SHALL OCCUR PRIOR TO 9:00 A.M.
6. ALL REMOVED MATERIALS DETERMINED AS SALVAGEABLE BY THE WATER DEPARTMENT SHALL BE DELIVERED TO THE ENTERPRISE WATER DEPARTMENT MAIN OFFICE ON MILL AVENUE.
7. UPON COMPLETION OF ALL SERVICE TRANSFERS, THE EXISTING WATER MAIN SHALL BE ABANDONED AND THE EXISTING FIRE HYDRANTS ALONG THE ABANDONED MAIN SHALL BE REMOVED AND TRANSPORTED TO AN AREA DESIGNATED BY THE WATER WORKS BOARD FIELD SUPERINTENDENT. VALVE BOXES OVER ALL ABANDONED GATE VALVES SHALL BE FILLED WITH CONCRETE AT NO SEPARATE PAY.

**LEGEND**

MANHOLE	
CLEANOUT	
GAS VALVE	
GAS METER	
FIRE HYDRANT	
WATER VALVE	
WATER METER	
SIGN	
UTILITY POLE	
GUY WIRE	
TELEPHONE BOX	
MAILBOX	
CABLE TV BOX	
CHAIN LINK FENCE	
WOOD FENCE	
RAILROAD	
DRAINAGE PIPE	
GAS LINE	
FIBER OPTIC	
UNDERGROUND COMMUNICATION	
RIGHT-OF-WAY	
PROPERTY LINE	
EXISTING SEWER	
EXISTING WATER	
EXISTING FORCEMAIN	
ASPHALT	
CONCRETE	
GRAVEL	
DIRT	
RIP RAP	



Revision	Description

DESIGNED BY:	DATE:
ENG / ARCH / SURVEYOR OF RECORD:	OCTOBER 2024
REGISTRATION No.:	

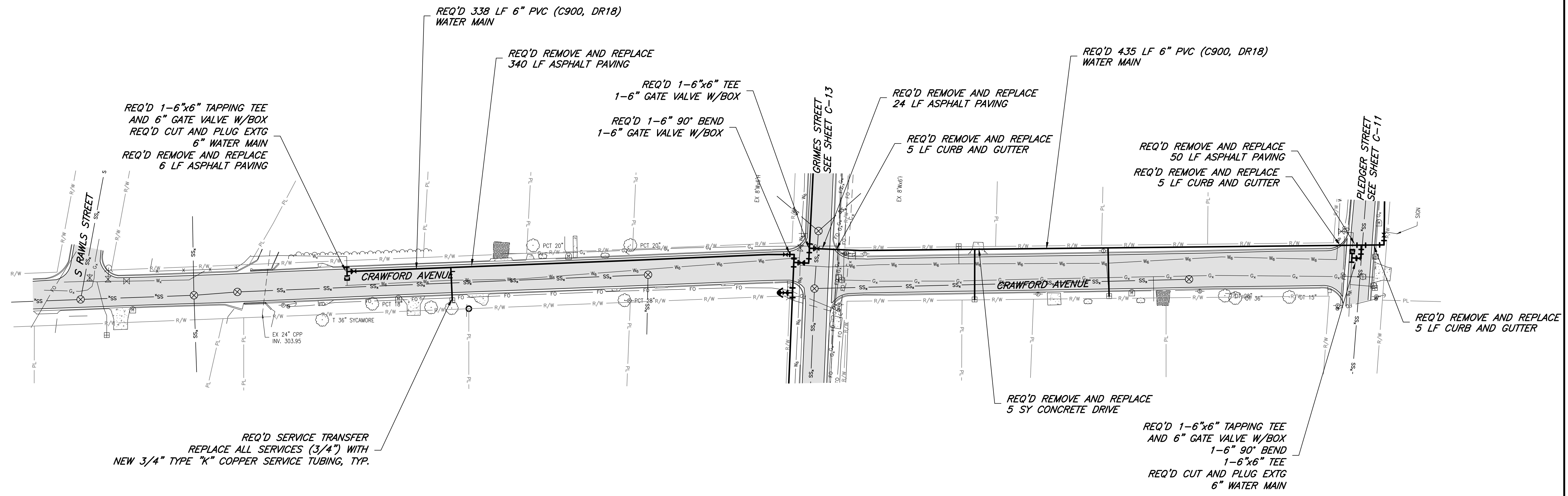

**POLY, INC.**  
 1956 Headland Avenue  
 Dothan, AL 36903  
 334-733-4700

102 Sunset Lane  
 117 Gemini Cir., Ste. 416  
 Birmingham, AL 35209  
 850-609-1100 205-913-0330  
 WWW.POLY-INC.COM

WATER MAIN REPLACEMENT  
 ADEM DWSRF PROJECT No. F501043-01  
 FOR THE  
 WATER WORKS BOARD  
 OF THE CITY OF ENTERPRISE, ALABAMA

PLEDGER STREET

SHEET No.  
**C-11**  
 PROJECT No.  
 11-465



REQ'D SERVICE TRANSFER  
REPLACE ALL SERVICES (3/4") WITH  
NEW 3/4" TYPE "K" COPPER SERVICE TUBING, TYP.

REQ'D 1-6"x6" TAPPING TEE  
AND 6" GATE VALVE W/BOX  
REQ'D CUT AND PLUG EXTG  
6" WATER MAIN  
REQ'D REMOVE AND REPLACE  
6 LF ASPHALT PAVING

REQ'D 338 LF 6" PVC (C900, DR18)  
WATER MAIN

REQ'D REMOVE AND REPLACE  
340 LF ASPHALT PAVING

REQ'D 1-6"x6" TEE  
1-6" GATE VALVE W/BOX  
REQ'D 1-6" 90° BEND  
1-6" GATE VALVE W/BOX

REQ'D 435 LF 6" PVC (C900, DR18)  
WATER MAIN

REQ'D REMOVE AND REPLACE  
24 LF ASPHALT PAVING

REQ'D REMOVE AND REPLACE  
5 LF CURB AND GUTTER

REQ'D REMOVE AND REPLACE  
50 LF ASPHALT PAVING  
REQ'D REMOVE AND REPLACE  
5 LF CURB AND GUTTER

REQ'D REMOVE AND REPLACE  
5 SY CONCRETE DRIVE

REQ'D 1-6"x6" TAPPING TEE  
AND 6" GATE VALVE W/BOX  
1-6" 90° BEND  
1-6"x6" TEE  
REQ'D CUT AND PLUG EXTG  
6" WATER MAIN


REQ'D REMOVE AND REPLACE  
5 LF CURB AND GUTTER

**LEGEND**

MANHOLE	
CLEANOUT	
GAS VALVE	
GAS METER	
FIRE HYDRANT	
WATER VALVE	
WATER METER	
SIGN	
UTILITY POLE	
GUY WIRE	
TELEPHONE BOX	
MAILBOX	
CABLE TV BOX	
CHAIN LINK FENCE	
WOOD FENCE	
RAILROAD	
DRAINAGE PIPE	
GAS LINE	
FIBER OPTIC	
UNDERGROUND COMMUNICATION	
RIGHT-OF-WAY	
PROPERTY LINE	
EXISTING SEWER	
EXISTING WATER	
EXISTING FORCEMAIN	
ASPHALT	
CONCRETE	
GRAVEL	
DIRT	
RIP RAP	

**GENERAL NOTES:**

- LOCATION OF EXISTING UTILITIES IS APPROXIMATE. THE CONTRACTOR IS RESPONSIBLE FOR CONTACTING ALL AFFECTED UTILITY COMPANIES TO DETERMINE THE EXACT LOCATION AND DEPTH OF CABLES AND MAINS PRIOR TO BEGINNING WORK.
- THE CONTRACTOR SHALL PROVIDE APPROVED TRAFFIC CONTROL MEASURES DURING THE ENTIRE PERIOD OF CONSTRUCTION IN ACCORDANCE WITH SECTION G OF THE ALABAMA MANUAL ON UNIFORM TRAFFIC CONTROL DEVICES.
- MAINTENANCE OF CUT STREETS, WALKS AND DRIVES SHALL BE PERFORMED AS NEEDED BY THE CONTRACTOR, BUT NOT LESS THAN DAILY. FAILURE TO PROVIDE THE REQUIRED MAINTENANCE OF TEMPORARY PATCHING SHALL BE GROUNDS FOR DIVERSION OF THE CONTRACTOR'S WORK FORCE FROM PAY ITEM WORK UNTIL MAINTENANCE WORK IS COMPLETE.
- ALL DISTURBED AREAS SHALL BE GRASSED AS PER THE CONTRACT BID PROPOSAL AND AS DIRECTED BY THE ENGINEERS FIELD REPRESENTATIVE.
- CONTRACTOR SHALL COORDINATE BY STREET IN ADVANCE A MINIMUM OF TWO (2) FULL DAYS ALL TIE-INS, CUTTING AND PLUGGING OF EXISTING MAINS WITH THE ENTERPRISE WATER DEPARTMENT, MR. ALAN MAHAN (PH. 406-3088). THE WATER DEPARTMENT SHALL ISOLATE EXISTING MAINS ONLY AFTER CLOSE COORDINATION BY THE CONTRACTOR TO INCLUDE A PLAN TO MINIMIZE THE IMPACT TO THE RESIDENTS AND DISRUPTION TIME. NO DISRUPTION SHALL OCCUR PRIOR TO 9:00 A.M.
- ALL REMOVED MATERIALS DETERMINED AS SALVAGEABLE BY THE WATER DEPARTMENT SHALL BE DELIVERED TO THE ENTERPRISE WATER DEPARTMENT MAIN OFFICE ON MILL AVENUE.
- UPON COMPLETION OF ALL SERVICE TRANSFERS, THE EXISTING WATER MAIN SHALL BE ABANDONED AND THE EXISTING FIRE HYDRANTS ALONG THE ABANDONED MAIN SHALL BE REMOVED AND TRANSPORTED TO AN AREA DESIGNATED BY THE WATER WORKS BOARD FIELD SUPERINTENDENT. VALVE BOXES OVER ALL ABANDONED GATE VALVES SHALL BE FILLED WITH CONCRETE AT NO SEPARATE PAY.



0 40 80 Feet  
Scale: 1" = 40'

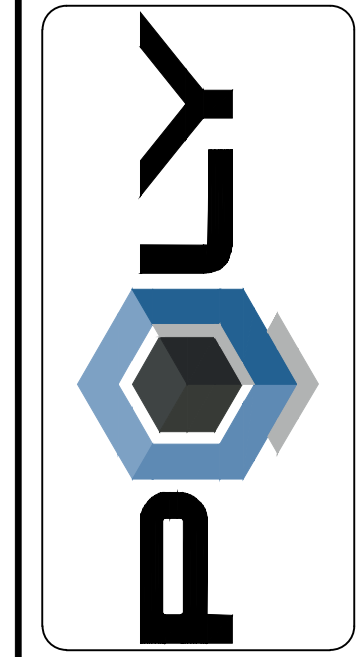
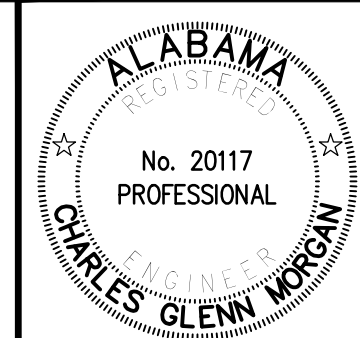
Revision	Description

DESIGNED BY:	DATE:
ENG / ARCH / SURVEYOR OF RECORD:	OCTOBER 2024
REGISTRATION No.:	
Cent. of Auth. No.:	
ARCHITECT:	CA-0489
ENGINEER:	CA-79-E
	CA-818

**POLY, INC.**  
1936 Headland Avenue  
Dothan, AL 36803  
334-793-4700  
102 Sunset Lane  
Shalimar, FL 32579  
850-869-1100  
117 Gemini Cir., Ste. 416  
Birmingham, AL 35209  
205-913-0300  
WWW.POLY-INC.COM

WATER MAIN REPLACEMENT  
ADEM DWSRF PROJECT No. FS010443-01  
FOR THE  
WATER WORKS BOARD  
OF THE CITY OF ENTERPRISE, ALABAMA  
CRAWFORD AVENUE

SHEET No.  
**C-12**  
PROJECT No.  
11-465



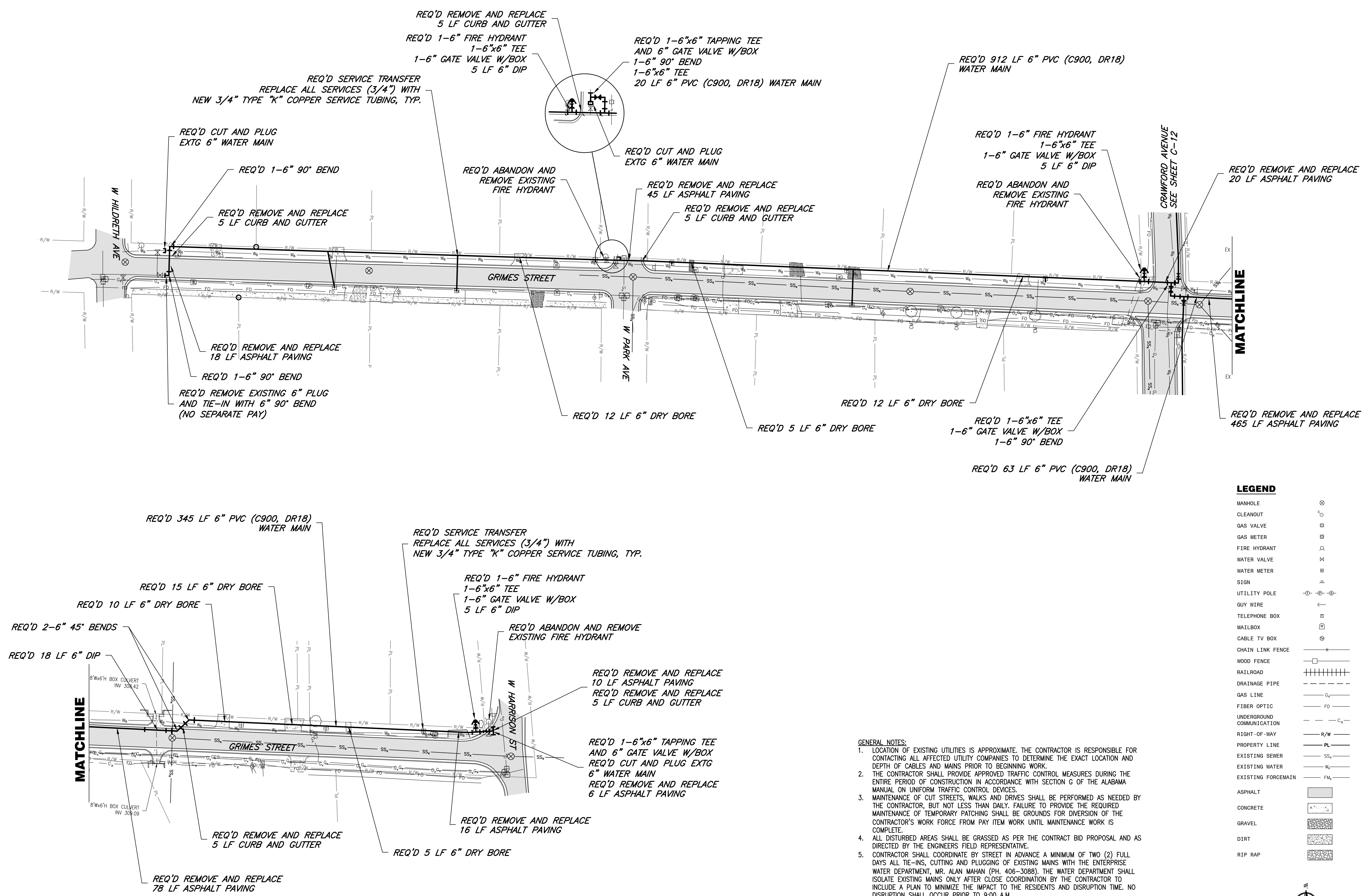
Revision	Description

DESIGNED BY:	ENG ARCHT/SURVEYOR OF RECORD:	DATE:	OCTOBER 2024
DRAWN BY:	REGISTRATION No.:		
Cent. of Auth. No.:	CA:		
ARCHITECT:	AL:		
ENGINEER:	CA-918		

**POLY, INC.**  
 1956 Headland Avenue  
 Dothan, AL 36803  
 334-793-4700  
 102 Sunset Lane  
 Shalimar, FL 32579  
 850-809-1100  
 117 Gemini Cir., Ste. 416  
 Birmingham, AL 35209  
 205-913-0330  
 WWW.POLY-INC.COM

WATER MAIN REPLACEMENT  
 ADEM DWSRF PFR No. F501043-01  
 FOR THE  
 WATER WORKS BOARD  
 OF THE CITY OF ENTERPRISE, ALABAMA

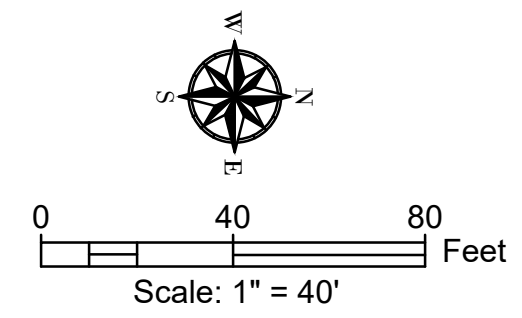
SHEET No.  
**C-13**  
 PROJECT No.  
 11-465


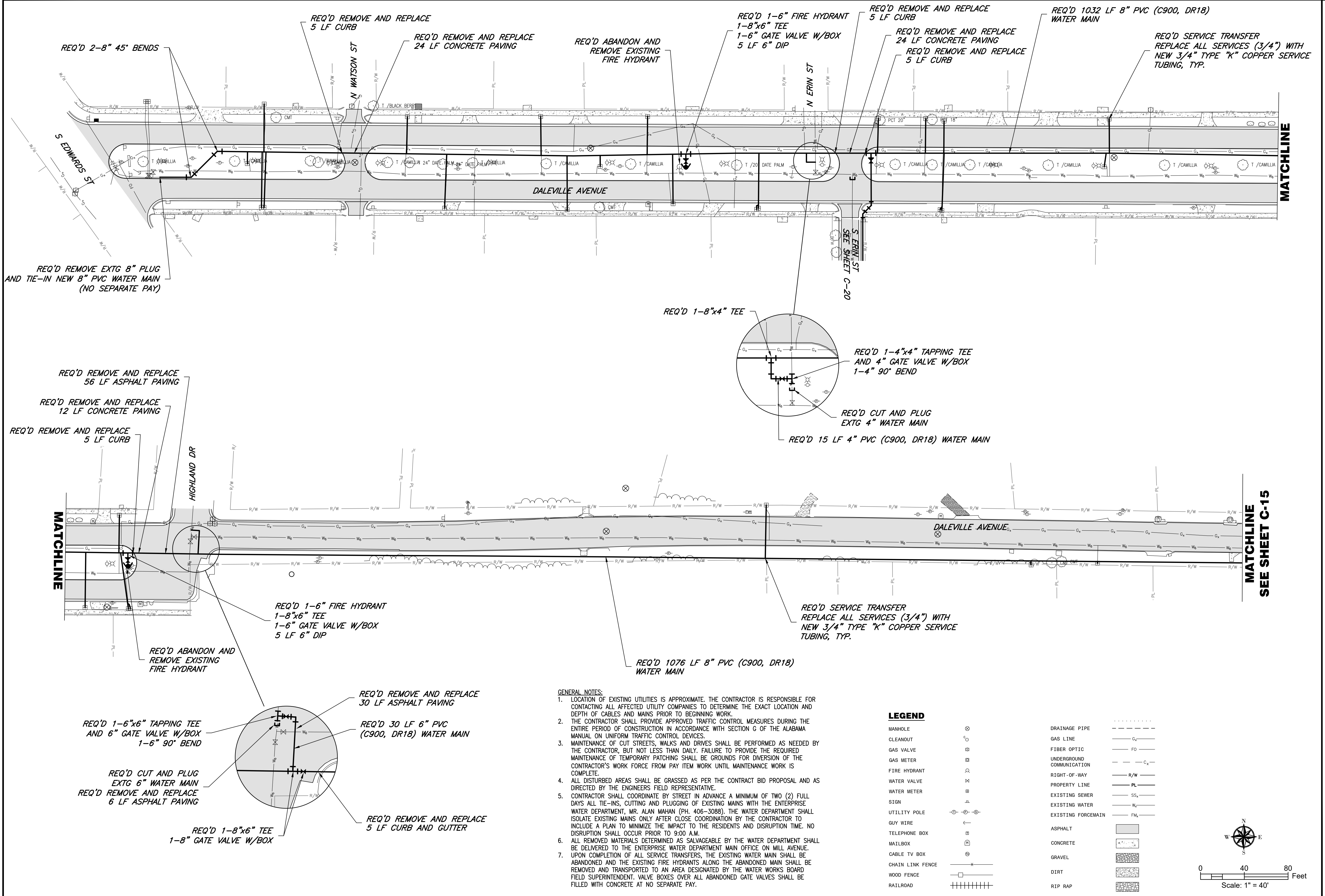


**LEGEND**

MANHOLE	⊗
CLEANOUT	⊙
GAS VALVE	⊠
GAS METER	⊡
FIRE HYDRANT	⊚
WATER VALVE	⊞
WATER METER	⊟
SIGN	⊠
UTILITY POLE	⊕
GUY WIRE	—
TELEPHONE BOX	⊞
MAILBOX	⊞
CABLE TV BOX	⊞
CHAIN LINK FENCE	—
WOOD FENCE	—
RAILROAD	—
DRAINAGE PIPE	—
GAS LINE	—
FIBER OPTIC	—
UNDERGROUND COMMUNICATION	—
RIGHT-OF-WAY	—
PROPERTY LINE	—
EXISTING SEWER	—
EXISTING WATER	—
EXISTING FORCEMAIN	—
ASPHALT	▒
CONCRETE	▒
GRAVEL	▒
DIRT	▒
RIP RAP	▒

- GENERAL NOTES:**
- LOCATION OF EXISTING UTILITIES IS APPROXIMATE. THE CONTRACTOR IS RESPONSIBLE FOR CONTACTING ALL AFFECTED UTILITY COMPANIES TO DETERMINE THE EXACT LOCATION AND DEPTH OF CABLES AND MAINS PRIOR TO BEGINNING WORK.
  - THE CONTRACTOR SHALL PROVIDE APPROVED TRAFFIC CONTROL MEASURES DURING THE ENTIRE PERIOD OF CONSTRUCTION IN ACCORDANCE WITH SECTION G OF THE ALABAMA MANUAL ON UNIFORM TRAFFIC CONTROL DEVICES.
  - MAINTENANCE OF CUT STREETS, WALKS AND DRIVES SHALL BE PERFORMED AS NEEDED BY THE CONTRACTOR, BUT NOT LESS THAN DAILY. FAILURE TO PROVIDE THE REQUIRED MAINTENANCE OF TEMPORARY PATCHING SHALL BE GROUNDS FOR DIVERSION OF THE CONTRACTOR'S WORK FORCE FROM PAY ITEM WORK UNTIL MAINTENANCE WORK IS COMPLETE.
  - ALL DISTURBED AREAS SHALL BE GRASSED AS PER THE CONTRACT BID PROPOSAL AND AS DIRECTED BY THE ENGINEERS FIELD REPRESENTATIVE.
  - CONTRACTOR SHALL COORDINATE BY STREET IN ADVANCE A MINIMUM OF TWO (2) FULL DAYS ALL TIE-INS, CUTTING AND PLUGGING OF EXISTING MAINS WITH THE ENTERPRISE WATER DEPARTMENT, MR. ALAN MAHAN (PH. 406-3088). THE WATER DEPARTMENT SHALL ISOLATE EXISTING MAINS ONLY AFTER CLOSE COORDINATION BY THE CONTRACTOR TO INCLUDE A PLAN TO MINIMIZE THE IMPACT TO THE RESIDENTS AND DISRUPTION TIME. NO DISRUPTION SHALL OCCUR PRIOR TO 9:00 A.M.
  - ALL REMOVED MATERIALS DETERMINED AS SALVAGEABLE BY THE WATER DEPARTMENT SHALL BE DELIVERED TO THE ENTERPRISE WATER DEPARTMENT MAIN OFFICE ON MILL AVENUE.
  - UPON COMPLETION OF ALL SERVICE TRANSFERS, THE EXISTING WATER MAIN SHALL BE REMOVED AND TRANSPORTED TO AN AREA DESIGNATED BY THE WATER WORKS BOARD FIELD SUPERINTENDENT. VALVE BOXES OVER ALL ABANDONED GATE VALVES SHALL BE FILLED WITH CONCRETE AT NO SEPARATE PAY.





Revision	Description

DESIGNED BY:	ENG ARCH / SURVEYOR OF RECORD:	DATE:	OCTOBER 2024
DRAWN BY:		REGISTRATION NO.:	

**POLY, INC.**  
 1956 Headland Avenue  
 Dothan, AL 36803  
 334-793-4700

102 Sunset Lane  
 Shalimar, FL 32579  
 850-609-1100

117 Gemini Cr., Ste. 416  
 Birmingham, AL 35209  
 205-913-0330

WWW.POLY-INC.COM

WATER MAIN REPLACEMENT  
 ADEM DWSRF PFR No. FS01043-01  
 FOR THE  
 WATER WORKS BOARD  
 OF THE CITY OF ENTERPRISE, ALABAMA

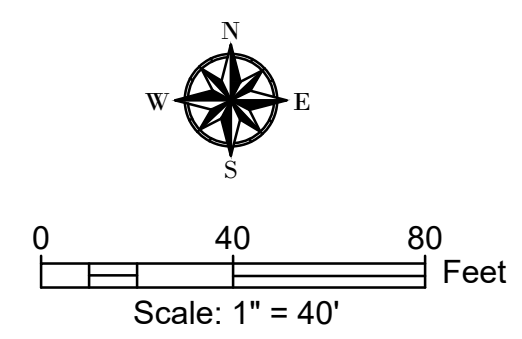
DALEVILLE AVENUE

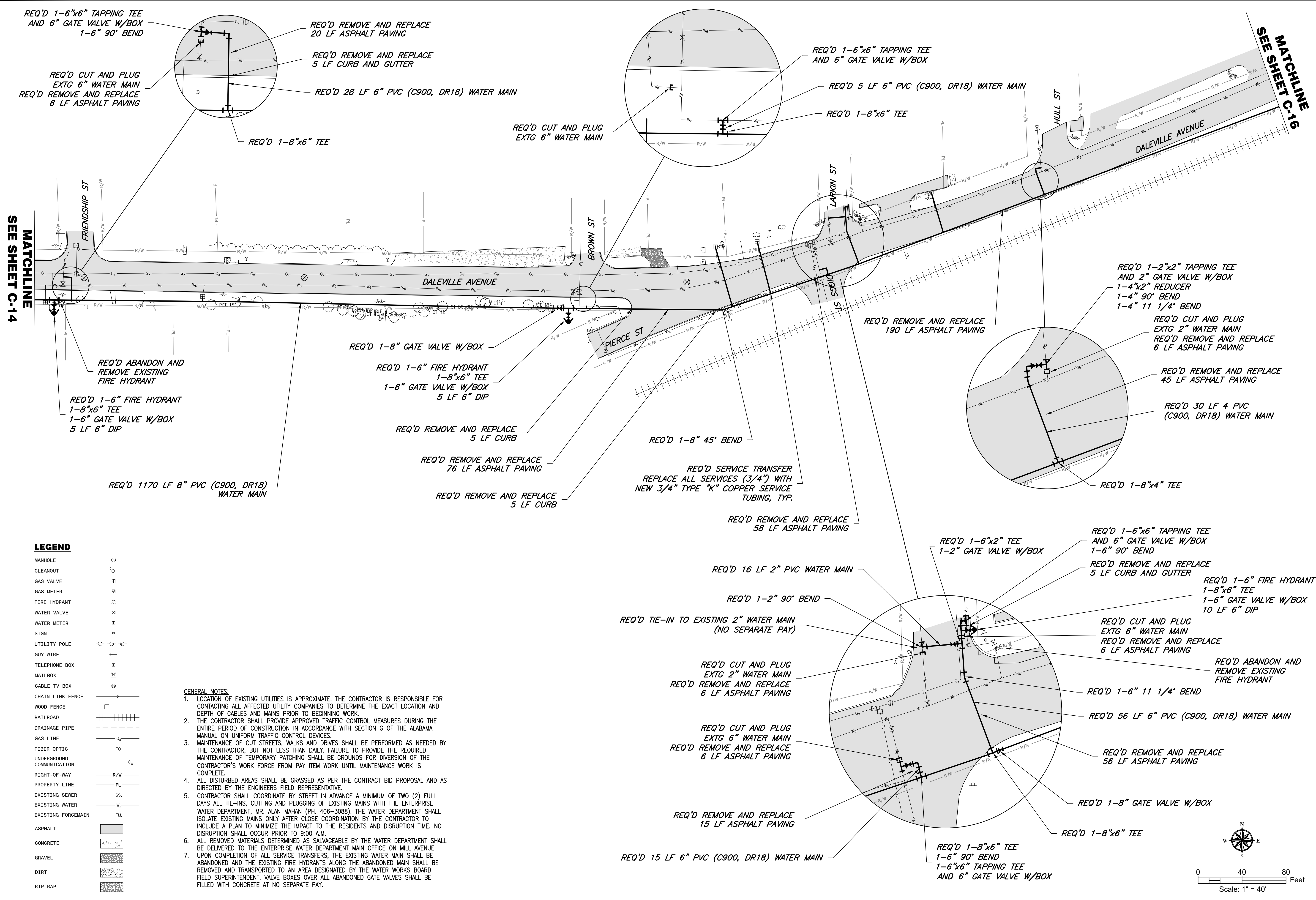
SHEET No.  
**C-14**  
 PROJECT No.  
 11-465

- GENERAL NOTES:**
- LOCATION OF EXISTING UTILITIES IS APPROXIMATE. THE CONTRACTOR IS RESPONSIBLE FOR CONTACTING ALL AFFECTED UTILITY COMPANIES TO DETERMINE THE EXACT LOCATION AND DEPTH OF CABLES AND MAINS PRIOR TO BEGINNING WORK.
  - THE CONTRACTOR SHALL PROVIDE APPROVED TRAFFIC CONTROL MEASURES DURING THE ENTIRE PERIOD OF CONSTRUCTION IN ACCORDANCE WITH SECTION G OF THE ALABAMA MANUAL ON UNIFORM TRAFFIC CONTROL DEVICES.
  - MAINTENANCE OF CUT STREETS, WALKS AND DRIVES SHALL BE PERFORMED AS NEEDED BY THE CONTRACTOR, BUT NOT LESS THAN DAILY. FAILURE TO PROVIDE THE REQUIRED MAINTENANCE OF TEMPORARY PATCHING SHALL BE GROUNDS FOR DIVERSION OF THE CONTRACTOR'S WORK FORCE FROM PAY ITEM WORK UNTIL MAINTENANCE WORK IS COMPLETE.
  - ALL DISTURBED AREAS SHALL BE GRASSED AS PER THE CONTRACT BID PROPOSAL AND AS DIRECTED BY THE ENGINEERS FIELD REPRESENTATIVE.
  - CONTRACTOR SHALL COORDINATE BY STREET IN ADVANCE A MINIMUM OF TWO (2) FULL DAYS ALL TIE-INS, CUTTING AND PLUGGING OF EXISTING MAINS WITH THE ENTERPRISE WATER DEPARTMENT, MR. ALAN MAHAN (PH. 406-3088). THE WATER DEPARTMENT SHALL ISOLATE EXISTING MAINS ONLY AFTER CLOSE COORDINATION BY THE CONTRACTOR TO INCLUDE A PLAN TO MINIMIZE THE IMPACT TO THE RESIDENTS AND DISRUPTION TIME. NO DISRUPTION SHALL OCCUR PRIOR TO 9:00 A.M.
  - ALL REMOVED MATERIALS DETERMINED AS SALVAGEABLE BY THE WATER DEPARTMENT SHALL BE DELIVERED TO THE ENTERPRISE WATER DEPARTMENT MAIN OFFICE ON MILL AVENUE.
  - UPON COMPLETION OF ALL SERVICE TRANSFERS, THE EXISTING WATER MAIN SHALL BE ABANDONED AND THE EXISTING FIRE HYDRANTS ALONG THE ABANDONED MAIN SHALL BE REMOVED AND TRANSPORTED TO AN AREA DESIGNATED BY THE WATER WORKS BOARD FIELD SUPERINTENDENT. VALVE BOXES OVER ALL ABANDONED GATE VALVES SHALL BE FILLED WITH CONCRETE AT NO SEPARATE PAY.

**LEGEND**

MANHOLE	⊗	DRAINAGE PIPE	----
CLEANOUT	⊙	GAS LINE	—G <sub>x</sub> —
GAS VALVE	⊠	FIBER OPTIC	—FO—
GAS METER	⊞	UNDERGROUND COMMUNICATION	—C <sub>x</sub> —
FIRE HYDRANT	⊚	RIGHT-OF-WAY	—R/W—
WATER VALVE	⊞	PROPERTY LINE	—PL—
WATER METER	⊞	EXISTING SEWER	—SS—
SIGN	⊠	EXISTING WATER	—W <sub>x</sub> —
UTILITY POLE	⊙-⊙-⊙	EXISTING FORCEMAIN	—FM <sub>x</sub> —
GUY WIRE	—	ASPHALT	▒
TELEPHONE BOX	⊞	CONCRETE	▒
MAILBOX	⊞	GRAVEL	▒
CABLE TV BOX	⊞	DIRT	▒
CHAIN LINK FENCE	—X—	RIP RAP	▒
WOOD FENCE	— —		
RAILROAD	+++++		





REQ'D 1-6"x6" TAPPING TEE AND 6" GATE VALVE W/BOX  
1-6" 90° BEND

REQ'D REMOVE AND REPLACE 20 LF ASPHALT PAVING  
REQ'D REMOVE AND REPLACE 5 LF CURB AND GUTTER

REQ'D 28 LF 6" PVC (C900, DR18) WATER MAIN

REQ'D 1-8"x6" TEE

REQ'D CUT AND PLUG EXTG 6" WATER MAIN

REQ'D 1-6"x6" TAPPING TEE AND 6" GATE VALVE W/BOX

REQ'D 5 LF 6" PVC (C900, DR18) WATER MAIN

REQ'D 1-8"x6" TEE

REQ'D 1-2"x2" TAPPING TEE AND 2" GATE VALVE W/BOX  
1-4"x2" REDUCER  
1-4" 90° BEND  
1-4" 11 1/4° BEND

REQ'D CUT AND PLUG EXTG 2" WATER MAIN  
REQ'D REMOVE AND REPLACE 6 LF ASPHALT PAVING

REQ'D REMOVE AND REPLACE 45 LF ASPHALT PAVING

REQ'D 30 LF 4" PVC (C900, DR18) WATER MAIN

REQ'D 1-8"x4" TEE

REQ'D 1-6"x2" TEE  
1-2" GATE VALVE W/BOX

REQ'D 1-6"x6" TAPPING TEE AND 6" GATE VALVE W/BOX  
1-6" 90° BEND

REQ'D REMOVE AND REPLACE 5 LF CURB AND GUTTER

REQ'D 1-6" FIRE HYDRANT  
1-8"x6" TEE  
1-6" GATE VALVE W/BOX  
10 LF 6" DIP

REQ'D CUT AND PLUG EXTG 6" WATER MAIN  
REQ'D REMOVE AND REPLACE 6 LF ASPHALT PAVING

REQ'D ABANDON AND REMOVE EXISTING FIRE HYDRANT

REQ'D 1-6" 11 1/4° BEND

REQ'D 56 LF 6" PVC (C900, DR18) WATER MAIN

REQ'D REMOVE AND REPLACE 56 LF ASPHALT PAVING

REQ'D 1-8" GATE VALVE W/BOX

REQ'D 1-8"x6" TEE

REQ'D 1-8"x6" TEE  
1-6" 90° BEND  
1-6"x6" TAPPING TEE AND 6" GATE VALVE W/BOX

REQ'D 15 LF 6" PVC (C900, DR18) WATER MAIN

REQ'D REMOVE AND REPLACE 15 LF ASPHALT PAVING

REQ'D CUT AND PLUG EXTG 6" WATER MAIN  
REQ'D REMOVE AND REPLACE 6 LF ASPHALT PAVING

REQ'D CUT AND PLUG EXTG 2" WATER MAIN  
REQ'D REMOVE AND REPLACE 6 LF ASPHALT PAVING

REQ'D TIE-IN TO EXISTING 2" WATER MAIN (NO SEPARATE PAY)

REQ'D 16 LF 2" PVC WATER MAIN

REQ'D 1-2" 90° BEND

REQ'D REMOVE AND REPLACE 58 LF ASPHALT PAVING

REQ'D SERVICE TRANSFER REPLACE ALL SERVICES (3/4") WITH NEW 3/4" TYPE "K" COPPER SERVICE TUBING, TYP.

REQ'D 1-8" 45° BEND

REQ'D REMOVE AND REPLACE 5 LF CURB

REQ'D 1-6" FIRE HYDRANT  
1-8"x6" TEE  
1-6" GATE VALVE W/BOX  
5 LF 6" DIP

REQ'D 1-8" GATE VALVE W/BOX

REQ'D 1-8" GATE VALVE W/BOX

REQ'D 1170 LF 8" PVC (C900, DR18) WATER MAIN

REQ'D 1-6" FIRE HYDRANT  
1-8"x6" TEE  
1-6" GATE VALVE W/BOX  
5 LF 6" DIP

REQ'D ABANDON AND REMOVE EXISTING FIRE HYDRANT

SEE SHEET C-14

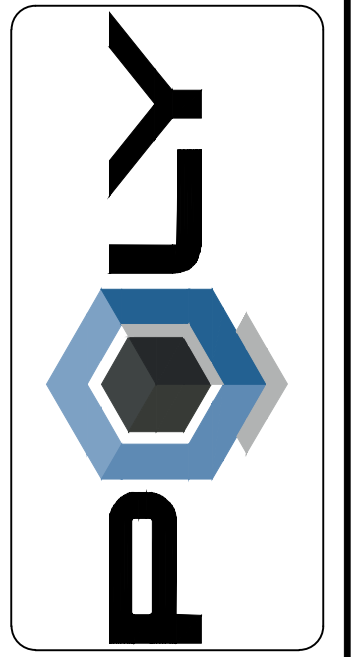
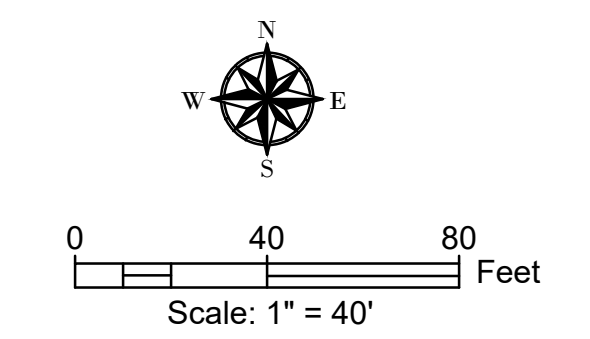
SEE SHEET C-16

**LEGEND**

MANHOLE	⊗
CLEANOUT	○
GAS VALVE	⊠
GAS METER	⊞
FIRE HYDRANT	⊞
WATER VALVE	⊞
WATER METER	⊞
SIGN	⊞
UTILITY POLE	⊞
GUY WIRE	⊞
TELEPHONE BOX	⊞
MAILBOX	⊞
CABLE TV BOX	⊞
CHAIN LINK FENCE	⊞
WOOD FENCE	⊞
RAILROAD	⊞
DRAINAGE PIPE	⊞
GAS LINE	⊞
FIBER OPTIC	⊞
UNDERGROUND COMMUNICATION	⊞
RIGHT-OF-WAY	⊞
PROPERTY LINE	⊞
EXISTING SEWER	⊞
EXISTING WATER	⊞
EXISTING FORCEMAIN	⊞
ASPHALT	⊞
CONCRETE	⊞
GRAVEL	⊞
DIRT	⊞
RIP RAP	⊞

**GENERAL NOTES:**

1. LOCATION OF EXISTING UTILITIES IS APPROXIMATE. THE CONTRACTOR IS RESPONSIBLE FOR CONTACTING ALL AFFECTED UTILITY COMPANIES TO DETERMINE THE EXACT LOCATION AND DEPTH OF CABLES AND MAINS PRIOR TO BEGINNING WORK.
2. THE CONTRACTOR SHALL PROVIDE APPROVED TRAFFIC CONTROL MEASURES DURING THE ENTIRE PERIOD OF CONSTRUCTION IN ACCORDANCE WITH SECTION G OF THE ALABAMA MANUAL ON UNIFORM TRAFFIC CONTROL DEVICES.
3. MAINTENANCE OF CUT STREETS, WALKS AND DRIVES SHALL BE PERFORMED AS NEEDED BY THE CONTRACTOR, BUT NOT LESS THAN DAILY. FAILURE TO PROVIDE THE REQUIRED MAINTENANCE OF TEMPORARY PATCHING SHALL BE GROUNDS FOR DIVERSION OF THE CONTRACTOR'S WORK FORCE FROM PAY ITEM WORK UNTIL MAINTENANCE WORK IS COMPLETE.
4. ALL DISTURBED AREAS SHALL BE GRASSED AS PER THE CONTRACT BID PROPOSAL AND AS DIRECTED BY THE ENGINEERS FIELD REPRESENTATIVE.
5. CONTRACTOR SHALL COORDINATE BY STREET IN ADVANCE A MINIMUM OF TWO (2) FULL DAYS ALL TIE-INS, CUTTING AND PLUGGING OF EXISTING MAINS WITH THE ENTERPRISE WATER DEPARTMENT, MR. ALAN MAHAN (PH. 406-3088). THE WATER DEPARTMENT SHALL ISOLATE EXISTING MAINS ONLY AFTER CLOSE COORDINATION BY THE CONTRACTOR TO INCLUDE A PLAN TO MINIMIZE THE IMPACT TO THE RESIDENTS AND DISRUPTION TIME. NO DISRUPTION SHALL OCCUR PRIOR TO 9:00 A.M.
6. ALL REMOVED MATERIALS DETERMINED AS SALVAGEABLE BY THE WATER DEPARTMENT SHALL BE DELIVERED TO THE ENTERPRISE WATER DEPARTMENT MAIN OFFICE ON MILL AVENUE.
7. UPON COMPLETION OF ALL SERVICE TRANSFERS, THE EXISTING WATER MAIN SHALL BE ABANDONED AND THE EXISTING FIRE HYDRANTS ALONG THE ABANDONED MAIN SHALL BE REMOVED AND TRANSPORTED TO AN AREA DESIGNATED BY THE WATER WORKS BOARD FIELD SUPERINTENDENT. VALVE BOXES OVER ALL ABANDONED GATE VALVES SHALL BE FILLED WITH CONCRETE AT NO SEPARATE PAY.



DATE	OCTOBER 2024
DESIGNED BY	ENG ARCH/SURVEYOR OF RECORD
DRAWN BY	FL
REGISTRATION No.	AL-AC001851 (01/11/18)
CA-949	CA-949
CA-918	CA-918
CA-918	CA-918

These drawings are copyrighted and the property of POLY, INC. No reproduction or full reproduction is permitted without the written agreement of POLY, INC.


**POLY, INC.**  
1956 Headland Avenue  
Dothan, AL 36803  
334-793-4700

102 Sunset Lane  
Shalimar, FL 32579  
850-609-1100

WATER MAIN REPLACEMENT  
ADEM DWSRF PFP No. FS01043-01  
FOR THE  
WATER WORKS BOARD  
OF THE CITY OF ENTERPRISE, ALABAMA  
DALEVILLE AVENUE

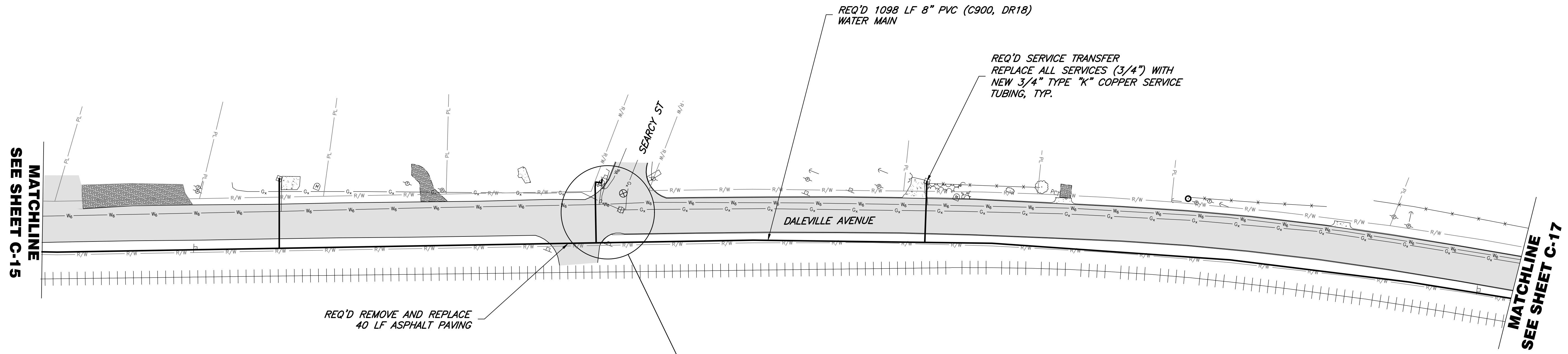
SHEET No.  
**C-15**  
PROJECT No.  
11-465





MATCHLINE  
SEE SHEET C-15

MATCHLINE  
SEE SHEET C-17



REQ'D REMOVE AND REPLACE  
40 LF ASPHALT PAVING

REQ'D 1098 LF 8" PVC (C900, DR18)  
WATER MAIN

REQ'D SERVICE TRANSFER  
REPLACE ALL SERVICES (3/4") WITH  
NEW 3/4" TYPE "K" COPPER SERVICE  
TUBING, TYP.

REQ'D 1-6" 11 1/4" BEND  
1-6" 90° BEND

REQ'D REMOVE AND REPLACE  
36 LF ASPHALT PAVING

REQ'D 55 LF 6" PVC (C900, DR18)  
WATER MAIN

REQ'D 1-8" 6" TEE  
1-8" GATE VALVE W/BOX

REQ'D 1-6" FIRE HYDRANT  
1-6" 6" TEE  
1-6" GATE VALVE W/BOX  
5 LF 6" DIP

REQ'D ABANDON AND  
REMOVE EXISTING  
FIRE HYDRANT

REQ'D TIE-IN BEHIND EXISTING 6" GATE VALVE  
(NO SEPARATE PAY)

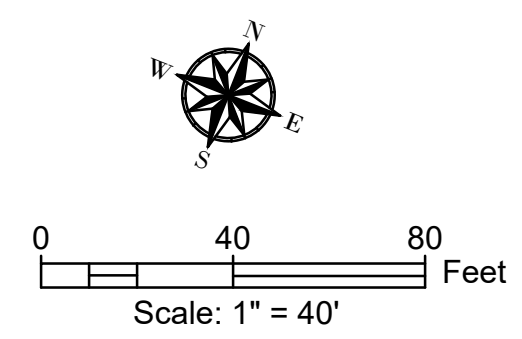
REQ'D CUT AND PLUG  
EXTG 6" WATER MAIN  
REQ'D REMOVE AND REPLACE  
6 LF ASPHALT PAVING

**LEGEND**

MANHOLE	⊙
CLEANOUT	⊙
GAS VALVE	⊠
GAS METER	⊠
FIRE HYDRANT	⊠
WATER VALVE	⊠
WATER METER	⊠
SIGN	⊠
UTILITY POLE	⊠
GUY WIRE	⊠
TELEPHONE BOX	⊠
MAILBOX	⊠
CABLE TV BOX	⊠
CHAIN LINK FENCE	⊠
WOOD FENCE	⊠
RAILROAD	⊠
DRAINAGE PIPE	⊠
GAS LINE	⊠
FIBER OPTIC	⊠
UNDERGROUND COMMUNICATION	⊠
RIGHT-OF-WAY	⊠
PROPERTY LINE	⊠
EXISTING SEWER	⊠
EXISTING WATER	⊠
EXISTING FORCEMAIN	⊠
ASPHALT	⊠
CONCRETE	⊠
GRAVEL	⊠
DIRT	⊠
RIP RAP	⊠

**GENERAL NOTES:**

1. LOCATION OF EXISTING UTILITIES IS APPROXIMATE. THE CONTRACTOR IS RESPONSIBLE FOR CONTACTING ALL AFFECTED UTILITY COMPANIES TO DETERMINE THE EXACT LOCATION AND DEPTH OF CABLES AND MAINS PRIOR TO BEGINNING WORK.
2. THE CONTRACTOR SHALL PROVIDE APPROVED TRAFFIC CONTROL MEASURES DURING THE ENTIRE PERIOD OF CONSTRUCTION IN ACCORDANCE WITH SECTION G OF THE ALABAMA MANUAL ON UNIFORM TRAFFIC CONTROL DEVICES.
3. MAINTENANCE OF CUT STREETS, WALKS AND DRIVES SHALL BE PERFORMED AS NEEDED BY THE CONTRACTOR, BUT NOT LESS THAN DAILY. FAILURE TO PROVIDE THE REQUIRED MAINTENANCE OF TEMPORARY PATCHING SHALL BE GROUNDS FOR DIVERSION OF THE CONTRACTOR'S WORK FORCE FROM PAY ITEM WORK UNTIL MAINTENANCE WORK IS COMPLETE.
4. ALL DISTURBED AREAS SHALL BE GRASSED AS PER THE CONTRACT BID PROPOSAL AND AS DIRECTED BY THE ENGINEER'S FIELD REPRESENTATIVE.
5. CONTRACTOR SHALL COORDINATE BY STREET IN ADVANCE A MINIMUM OF TWO (2) FULL DAYS ALL TIE-INS, CUTTING AND PLUGGING OF EXISTING MAINS WITH THE ENTERPRISE WATER DEPARTMENT, MR. ALAN MAHAN (PH. 406-3088). THE WATER DEPARTMENT SHALL ISOLATE EXISTING MAINS ONLY AFTER CLOSE COORDINATION BY THE CONTRACTOR TO INCLUDE A PLAN TO MINIMIZE THE IMPACT TO THE RESIDENTS AND DISRUPTION TIME. NO DISRUPTION SHALL OCCUR PRIOR TO 9:00 A.M.
6. ALL REMOVED MATERIALS DETERMINED AS SALVAGEABLE BY THE WATER DEPARTMENT SHALL BE DELIVERED TO THE ENTERPRISE WATER DEPARTMENT MAIN OFFICE ON MILL AVENUE. UPON COMPLETION OF ALL SERVICE TRANSFERS, THE EXISTING WATER MAIN SHALL BE ABANDONED AND THE EXISTING FIRE HYDRANTS ALONG THE ABANDONED MAIN SHALL BE REMOVED AND TRANSPORTED TO AN AREA DESIGNATED BY THE WATER WORKS BOARD FIELD SUPERINTENDENT. VALVE BOXES OVER ALL ABANDONED GATE VALVES SHALL BE FILLED WITH CONCRETE AT NO SEPARATE PAY.
- 7.



DESIGNED BY:	DATE:	OCTOBER 2024
ENG / ARCH / SURVEYOR OF RECORD:	REGISTRATION No:	
Cent. of Auth. No.	FL.	GA.
ARCHITECT	CA-040	CA-0181
ENGINEER	CA-79E	CA-818

These drawings are copyrighted and the property of Poly, Inc. No part of these drawings or full reproduction is permitted without the written Agreement with Poly, Inc.

**POLY, INC.**  
1956 Headland Avenue  
Dothan, AL 36803  
334-733-4700

102 Sunset Lane  
Shalimar, FL 32579  
850-609-1100


117 Gemini Cir., Ste. 416  
Birmingham, AL 35209  
205-913-0330

WWW.POLY-INC.COM

WATER MAIN REPLACEMENT  
ADEM DWSRF PPR No. FS01043-01  
FOR THE  
WATER WORKS BOARD  
OF THE CITY OF ENTERPRISE, ALABAMA

DALEVILLE AVENUE

SHEET No.  
**C-16**  
PROJECT No.  
11-465



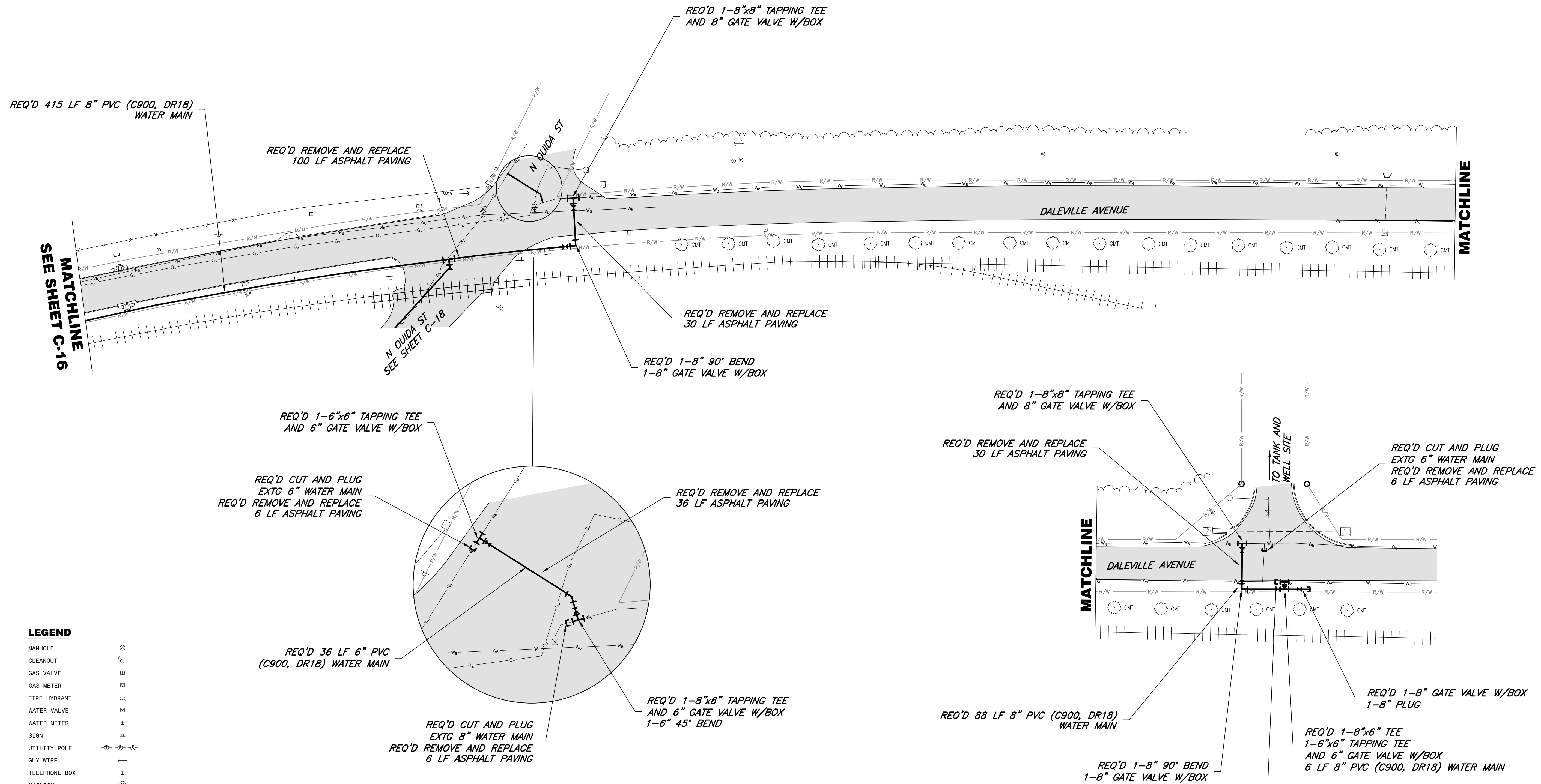
Revision table with columns for Revision, Description, and Date.

Project information table including Date (October 2024), Drawn by, and Designer.

POLY, INC. 1936 Headland Avenue Dothan, AL 36803 334-793-4700

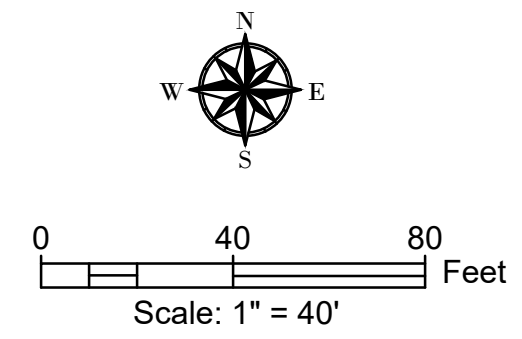
WATER MAIN REPLACEMENT FOR THE WATER WORKS BOARD OF THE CITY OF ENTERPRISE, ALABAMA

SHEET No. C-17 PROJECT No. 11-465

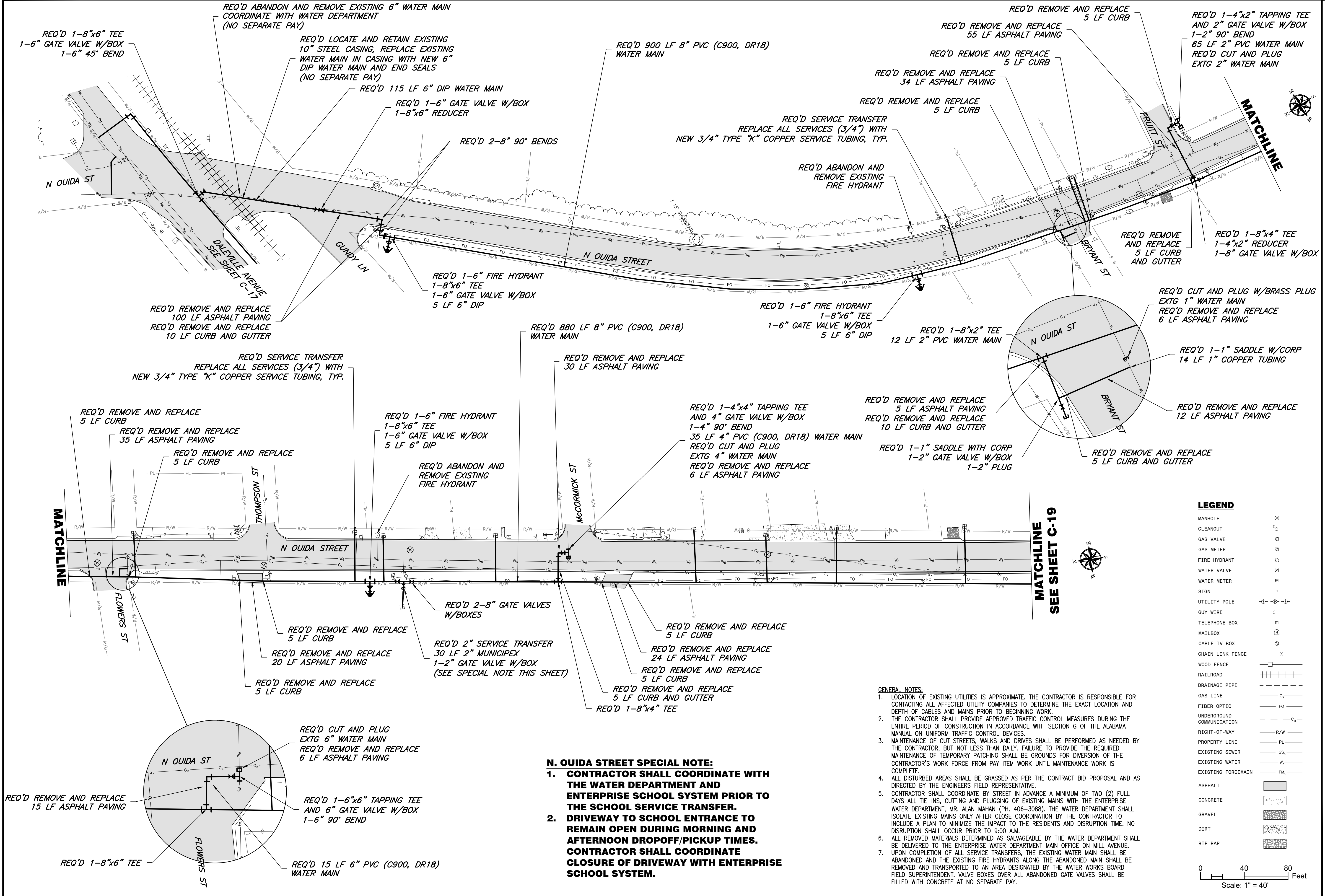


LEGEND table listing symbols for Manhole, Cleanout, Gas Valve, Gas Meter, Fire Hydrant, Water Valve, Water Meter, Sign, Utility Pole, Guy Wire, Telephone Box, Mailbox, Cable TV Box, Chain Link Fence, Wood Fence, Railroad, Drainage Pipe, Gas Line, Fiber Optic, Underground Communication, Right-of-Way, Property Line, Existing Sewer, Existing Water, Existing Force Main, Asphalt, Concrete, Gravel, Dirt, and Rip Rap.

- GENERAL NOTES: 1. LOCATION OF EXISTING UTILITIES IS APPROXIMATE. THE CONTRACTOR IS RESPONSIBLE FOR CONTACTING ALL AFFECTED UTILITY COMPANIES TO DETERMINE THE EXACT LOCATION AND DEPTH OF CABLES AND MAINS PRIOR TO BEGINNING WORK. 2. THE CONTRACTOR SHALL PROVIDE APPROVED TRAFFIC CONTROL MEASURES DURING THE ENTIRE PERIOD OF CONSTRUCTION IN ACCORDANCE WITH SECTION G OF THE ALABAMA MANUAL ON UNIFORM TRAFFIC CONTROL DEVICES. 3. MAINTENANCE OF CUT STREETS, WALKS AND DRIVES SHALL BE PERFORMED AS NEEDED BY THE CONTRACTOR, BUT NOT LESS THAN DAILY. FAILURE TO PROVIDE THE REQUIRED MAINTENANCE OF TEMPORARY PATCHING SHALL BE GROUNDS FOR DIVERSION OF THE CONTRACTOR'S WORK FORCE FROM PAY ITEM WORK UNTIL MAINTENANCE WORK IS COMPLETE. 4. ALL DISTURBED AREAS SHALL BE GRASSED AS PER THE CONTRACT BID PROPOSAL AND AS DIRECTED BY THE ENGINEERS FIELD REPRESENTATIVE. 5. CONTRACTOR SHALL COORDINATE BY STREET IN ADVANCE A MINIMUM OF TWO (2) FULL DAYS ALL TIE-INS, CUTTING AND PLUGGING OF EXISTING MAINS WITH THE ENTERPRISE WATER DEPARTMENT, MR. ALAN MAHAN (PH. 406-3088). THE WATER DEPARTMENT SHALL ISOLATE EXISTING MAINS ONLY AFTER CLOSE COORDINATION BY THE CONTRACTOR TO INCLUDE A PLAN TO MINIMIZE THE IMPACT TO THE RESIDENTS AND DISRUPTION TIME. NO DISRUPTION SHALL OCCUR PRIOR TO 9:00 A.M. 6. ALL REMOVED MATERIALS DETERMINED AS SALVAGEABLE BY THE WATER DEPARTMENT SHALL BE DELIVERED TO THE ENTERPRISE WATER DEPARTMENT MAIN OFFICE ON MILL AVENUE. 7. UPON COMPLETION OF ALL SERVICE TRANSFERS, THE EXISTING WATER MAIN SHALL BE ABANDONED AND THE EXISTING FIRE HYDRANTS ALONG THE ABANDONED MAIN SHALL BE REMOVED AND TRANSPORTED TO AN AREA DESIGNATED BY THE WATER WORKS BOARD FIELD SUPERINTENDENT. VALVE BOXES OVER ALL ABANDONED GATE VALVES SHALL BE FILLED WITH CONCRETE AT NO SEPARATE PAY.



Poly, Inc. - G:\CLEANSTUFF-10-1411465 SRF APP Water\WIP03-CIVILDALVILLE\_ERIN\_OUIDA.dwg [OUIDA 1] Last Printed: October 24, 2024 - 05:19pm By: DHighes



REQ'D ABANDON AND REMOVE EXISTING 6" WATER MAIN COORDINATE WITH WATER DEPARTMENT (NO SEPARATE PAY)

REQ'D 1-8"x6" TEE  
1-6" GATE VALVE W/BOX  
1-6" 45° BEND

REQ'D LOCATE AND RETAIN EXISTING 10" STEEL CASING, REPLACE EXISTING WATER MAIN IN CASING WITH NEW 6" DIP WATER MAIN AND END SEALS (NO SEPARATE PAY)

REQ'D 115 LF 6" DIP WATER MAIN  
REQ'D 1-6" GATE VALVE W/BOX  
1-8"x6" REDUCER

REQ'D 2-8" 90° BENDS

REQ'D 900 LF 8" PVC (C900, DR18) WATER MAIN

REQ'D REMOVE AND REPLACE 55 LF ASPHALT PAVING

REQ'D REMOVE AND REPLACE 5 LF CURB  
REQ'D REMOVE AND REPLACE 34 LF ASPHALT PAVING

REQ'D REMOVE AND REPLACE 5 LF CURB

REQ'D SERVICE TRANSFER REPLACE ALL SERVICES (3/4") WITH NEW 3/4" TYPE "K" COPPER SERVICE TUBING, TYP.

REQ'D ABANDON AND REMOVE EXISTING FIRE HYDRANT

REQ'D 1-4"x2" TAPPING TEE AND 2" GATE VALVE W/BOX  
1-2" 90° BEND  
65 LF 2" PVC WATER MAIN  
REQ'D CUT AND PLUG EXTG 2" WATER MAIN

REQ'D REMOVE AND REPLACE 5 LF CURB AND GUTTER

REQ'D 1-8"x4" TEE  
1-4"x2" REDUCER  
1-8" GATE VALVE W/BOX

REQ'D REMOVE AND REPLACE 100 LF ASPHALT PAVING  
REQ'D REMOVE AND REPLACE 10 LF CURB AND GUTTER

REQ'D 1-6" FIRE HYDRANT  
1-8"x6" TEE  
1-6" GATE VALVE W/BOX  
5 LF 6" DIP

REQ'D 1-6" FIRE HYDRANT  
1-8"x6" TEE  
1-6" GATE VALVE W/BOX  
5 LF 6" DIP

REQ'D 1-8"x2" TEE  
12 LF 2" PVC WATER MAIN

REQ'D CUT AND PLUG W/BRASS PLUG EXTG 1" WATER MAIN  
REQ'D REMOVE AND REPLACE 6 LF ASPHALT PAVING

REQ'D 1-1" SADDLE W/CORP  
14 LF 1" COPPER TUBING

REQ'D SERVICE TRANSFER REPLACE ALL SERVICES (3/4") WITH NEW 3/4" TYPE "K" COPPER SERVICE TUBING, TYP.

REQ'D 880 LF 8" PVC (C900, DR18) WATER MAIN

REQ'D REMOVE AND REPLACE 30 LF ASPHALT PAVING

REQ'D 1-4"x4" TAPPING TEE AND 4" GATE VALVE W/BOX  
1-4" 90° BEND  
35 LF 4" PVC (C900, DR18) WATER MAIN  
REQ'D CUT AND PLUG EXTG 4" WATER MAIN  
REQ'D REMOVE AND REPLACE 6 LF ASPHALT PAVING

REQ'D REMOVE AND REPLACE 5 LF ASPHALT PAVING  
REQ'D REMOVE AND REPLACE 10 LF CURB AND GUTTER

REQ'D 1-1" SADDLE WITH CORP  
1-2" GATE VALVE W/BOX  
1-2" PLUG

REQ'D REMOVE AND REPLACE 5 LF CURB AND GUTTER

REQ'D REMOVE AND REPLACE 5 LF CURB

REQ'D REMOVE AND REPLACE 35 LF ASPHALT PAVING

REQ'D REMOVE AND REPLACE 5 LF CURB

REQ'D 1-6" FIRE HYDRANT  
1-8"x6" TEE  
1-6" GATE VALVE W/BOX  
5 LF 6" DIP

REQ'D ABANDON AND REMOVE EXISTING FIRE HYDRANT

REQ'D REMOVE AND REPLACE 5 LF CURB

REQ'D REMOVE AND REPLACE 24 LF ASPHALT PAVING

REQ'D REMOVE AND REPLACE 5 LF CURB

REQ'D REMOVE AND REPLACE 5 LF CURB AND GUTTER

REQ'D 1-8"x4" TEE

REQ'D 2-8" GATE VALVES W/BOXES

REQ'D 2" SERVICE TRANSFER  
30 LF 2" MUNICIPEX  
1-2" GATE VALVE W/BOX  
(SEE SPECIAL NOTE THIS SHEET)

REQ'D REMOVE AND REPLACE 5 LF CURB

REQ'D REMOVE AND REPLACE 20 LF ASPHALT PAVING

REQ'D REMOVE AND REPLACE 5 LF CURB

REQ'D CUT AND PLUG EXTG 6" WATER MAIN  
REQ'D REMOVE AND REPLACE 6 LF ASPHALT PAVING

REQ'D 1-6"x6" TAPPING TEE AND 6" GATE VALVE W/BOX  
1-6" 90° BEND

REQ'D REMOVE AND REPLACE 15 LF ASPHALT PAVING

REQ'D 1-8"x6" TEE

REQ'D 15 LF 6" PVC (C900, DR18) WATER MAIN

**LEGEND**


MANHOLE	○
CLEANOUT	○
GAS VALVE	○
GAS METER	○
FIRE HYDRANT	○
WATER VALVE	○
WATER METER	○
SIGN	○
UTILITY POLE	○
GUY WIRE	—
TELEPHONE BOX	○
MAILBOX	○
CABLE TV BOX	○
CHAIN LINK FENCE	—
WOOD FENCE	—
RAILROAD	—
DRAINAGE PIPE	—
GAS LINE	—
FIBER OPTIC	—
UNDERGROUND COMMUNICATION	—
RIGHT-OF-WAY	—
PROPERTY LINE	—
EXISTING SEWER	—
EXISTING WATER	—
EXISTING FORCEMAIN	—
ASPHALT	—
CONCRETE	—
GRAVEL	—
DIRT	—
RIP RAP	—

**GENERAL NOTES:**

- LOCATION OF EXISTING UTILITIES IS APPROXIMATE. THE CONTRACTOR IS RESPONSIBLE FOR CONTACTING ALL AFFECTED UTILITY COMPANIES TO DETERMINE THE EXACT LOCATION AND DEPTH OF CABLES AND MAINS PRIOR TO BEGINNING WORK.
- THE CONTRACTOR SHALL PROVIDE APPROVED TRAFFIC CONTROL MEASURES DURING THE ENTIRE PERIOD OF CONSTRUCTION IN ACCORDANCE WITH SECTION G OF THE ALABAMA MANUAL ON UNIFORM TRAFFIC CONTROL DEVICES.
- MAINTENANCE OF CUT STREETS, WALKS AND DRIVES SHALL BE PERFORMED AS NEEDED BY THE CONTRACTOR, BUT NOT LESS THAN DAILY. FAILURE TO PROVIDE THE REQUIRED MAINTENANCE OF TEMPORARY PATCHING SHALL BE GROUNDS FOR DIVERSION OF THE CONTRACTOR'S WORK FORCE FROM PAY ITEM WORK UNTIL MAINTENANCE WORK IS COMPLETE.
- ALL DISTURBED AREAS SHALL BE GRASSED AS PER THE CONTRACT BID PROPOSAL AND AS DIRECTED BY THE ENGINEER'S FIELD REPRESENTATIVE.
- CONTRACTOR SHALL COORDINATE BY STREET IN ADVANCE A MINIMUM OF TWO (2) FULL DAYS ALL TIE-INS, CUTTING AND PLUGGING OF EXISTING MAINS WITH THE ENTERPRISE WATER DEPARTMENT, MR. ALAN MAHAN (PH. 406-3088). THE WATER DEPARTMENT SHALL ISOLATE EXISTING MAINS ONLY AFTER CLOSE COORDINATION BY THE CONTRACTOR TO INCLUDE A PLAN TO MINIMIZE THE IMPACT TO THE RESIDENTS AND DISRUPTION TIME. NO DISRUPTION SHALL OCCUR PRIOR TO 9:00 A.M.
- ALL REMOVED MATERIALS DETERMINED AS SALVAGEABLE BY THE WATER DEPARTMENT SHALL BE DELIVERED TO THE ENTERPRISE WATER DEPARTMENT MAIN OFFICE ON MILL AVENUE. UPON COMPLETION OF ALL SERVICE TRANSFERS, THE EXISTING WATER MAIN SHALL BE ABANDONED AND THE EXISTING FIRE HYDRANTS ALONG THE ABANDONED MAINS SHALL BE REMOVED AND TRANSPORTED TO AN AREA DESIGNATED BY THE WATER WORKS BOARD FIELD SUPERINTENDENT. VALVE BOXES OVER ALL ABANDONED GATE VALVES SHALL BE FILLED WITH CONCRETE AT NO SEPARATE PAY.

**N. OUIDA STREET SPECIAL NOTE:**

- CONTRACTOR SHALL COORDINATE WITH THE WATER DEPARTMENT AND ENTERPRISE SCHOOL SYSTEM PRIOR TO THE SCHOOL SERVICE TRANSFER.
- DRIVEWAY TO SCHOOL ENTRANCE TO REMAIN OPEN DURING MORNING AND AFTERNOON DROPOFF/PICKUP TIMES. CONTRACTOR SHALL COORDINATE CLOSURE OF DRIVEWAY WITH ENTERPRISE SCHOOL SYSTEM.



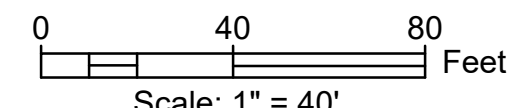
DATE	OCTOBER 2024
DRAWN BY	ENG ARCH/SURVEYOR OF RECORD
DESIGNED BY	ENG ARCH/SURVEYOR OF RECORD
REGISTRATION NO.	
CONTRACT NO.	
PROJECT NO.	
SCALE	
DATE	
DESCRIPTION	
REVISION	

These drawings are copyrighted and the property of POLY, INC. No part of these drawings may be reproduced or transmitted in any form or by any means, electronic, mechanical, photocopying, recording, or by any information storage and retrieval system, without the prior written permission of POLY, INC.

**POLY, INC.**  
1956 Headland Avenue  
Dothan, AL 36803  
334-793-4700  
102 Sunset Lane  
Shalimar, FL 32579  
850-609-1100  
117 Gemini Cr., Ste. 416  
Birmingham, AL 35209  
205-913-0030  
WWW.POLY-INC.COM


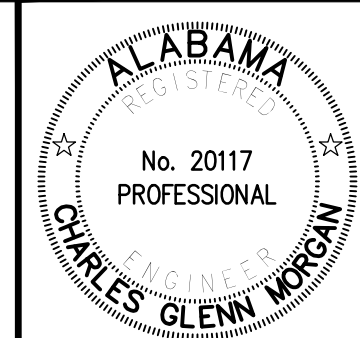
WATER MAIN REPLACEMENT  
ADEM DWSRF PER NO. F5010443-01  
FOR THE  
WATER WORKS BOARD  
OF THE CITY OF ENTERPRISE, ALABAMA

N OUIDA STREET



SHEET No.  
**C-18**  
PROJECT No.  
11-465

Poly, Inc. - G:\CLEANSTUFF-10-14111465 SRF APP Water\WIP03-CIVILDVALEVILLE\_ERIN\_OUIDA.dwg [OUIDA 2] Last Printed: October 24, 2024 - 05:16pm By: DHighes



Revision	Description

DESIGNED BY:	ENG ARCHT / SURVEYOR OF RECORD:	DATE:	OCTOBER 2024
DRAWN BY:		REGISTRATION No.:	
Cent. of Auth. No.:	FL:	CA:	
ARCHITECT:	CA-0400	AL:	100118
ENGINEER:	CA-79-E	CA-818	100118

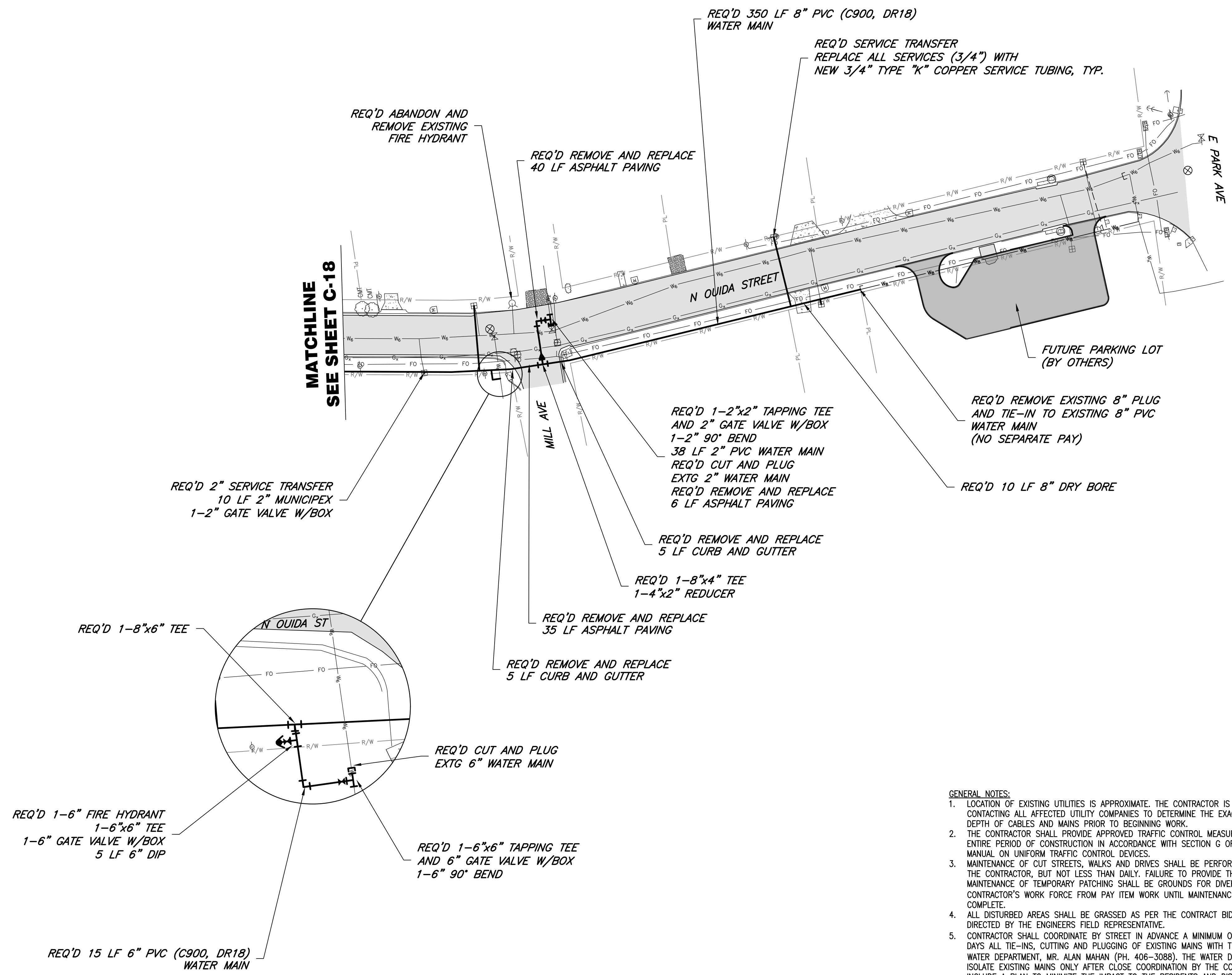
**POLY, INC.**  
 1936 Headland Avenue  
 Dothan, AL 36803  
 334-735-4700

102 Sunset Lane  
 117 Gemini Cr., Ste. 416  
 Birmingham, AL 35209  
 850-609-1100 205-913-0330  
 WWW.POLY-INC.COM

WATER MAIN REPLACEMENT  
 ADEM DWSRF PROJECT No. FS01043-01  
 FOR THE  
 WATER WORKS BOARD  
 OF THE CITY OF ENTERPRISE, ALABAMA

N OUIDA STREET

SHEET No.  
**C-19**  
 PROJECT No.  
 11-465



REQ'D 2" SERVICE TRANSFER  
 10 LF 2" MUNICIPEX  
 1-2" GATE VALVE W/BOX

REQ'D REMOVE AND REPLACE  
 40 LF ASPHALT PAVING

REQ'D 350 LF 8" PVC (C900, DR18)  
 WATER MAIN

REQ'D SERVICE TRANSFER  
 REPLACE ALL SERVICES (3/4") WITH  
 NEW 3/4" TYPE "K" COPPER SERVICE TUBING, TYP.

REQ'D ABANDON AND  
 REMOVE EXISTING  
 FIRE HYDRANT

MATCHLINE  
 SEE SHEET C-18

REQ'D 1-2"x2" TAPPING TEE  
 AND 2" GATE VALVE W/BOX  
 1-2" 90° BEND  
 38 LF 2" PVC WATER MAIN  
 REQ'D CUT AND PLUG  
 EXTG 2" WATER MAIN  
 REQ'D REMOVE AND REPLACE  
 6 LF ASPHALT PAVING

REQ'D REMOVE EXISTING 8" PLUG  
 AND TIE-IN TO EXISTING 8" PVC  
 WATER MAIN  
 (NO SEPARATE PAY)

REQ'D 10 LF 8" DRY BORE

REQ'D REMOVE AND REPLACE  
 5 LF CURB AND GUTTER

REQ'D 1-8"x4" TEE  
 1-4"x2" REDUCER

REQ'D REMOVE AND REPLACE  
 35 LF ASPHALT PAVING

REQ'D REMOVE AND REPLACE  
 5 LF CURB AND GUTTER

REQ'D 1-8"x6" TEE

REQ'D CUT AND PLUG  
 EXTG 6" WATER MAIN

REQ'D 1-6" FIRE HYDRANT  
 1-6"x6" TEE  
 1-6" GATE VALVE W/BOX  
 5 LF 6" DIP

REQ'D 1-6"x6" TAPPING TEE  
 AND 6" GATE VALVE W/BOX  
 1-6" 90° BEND

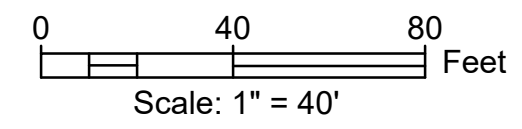
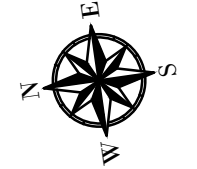
REQ'D 15 LF 6" PVC (C900, DR18)  
 WATER MAIN

**LEGEND**

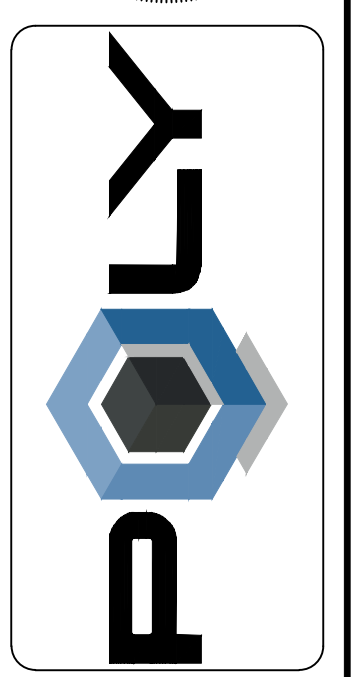
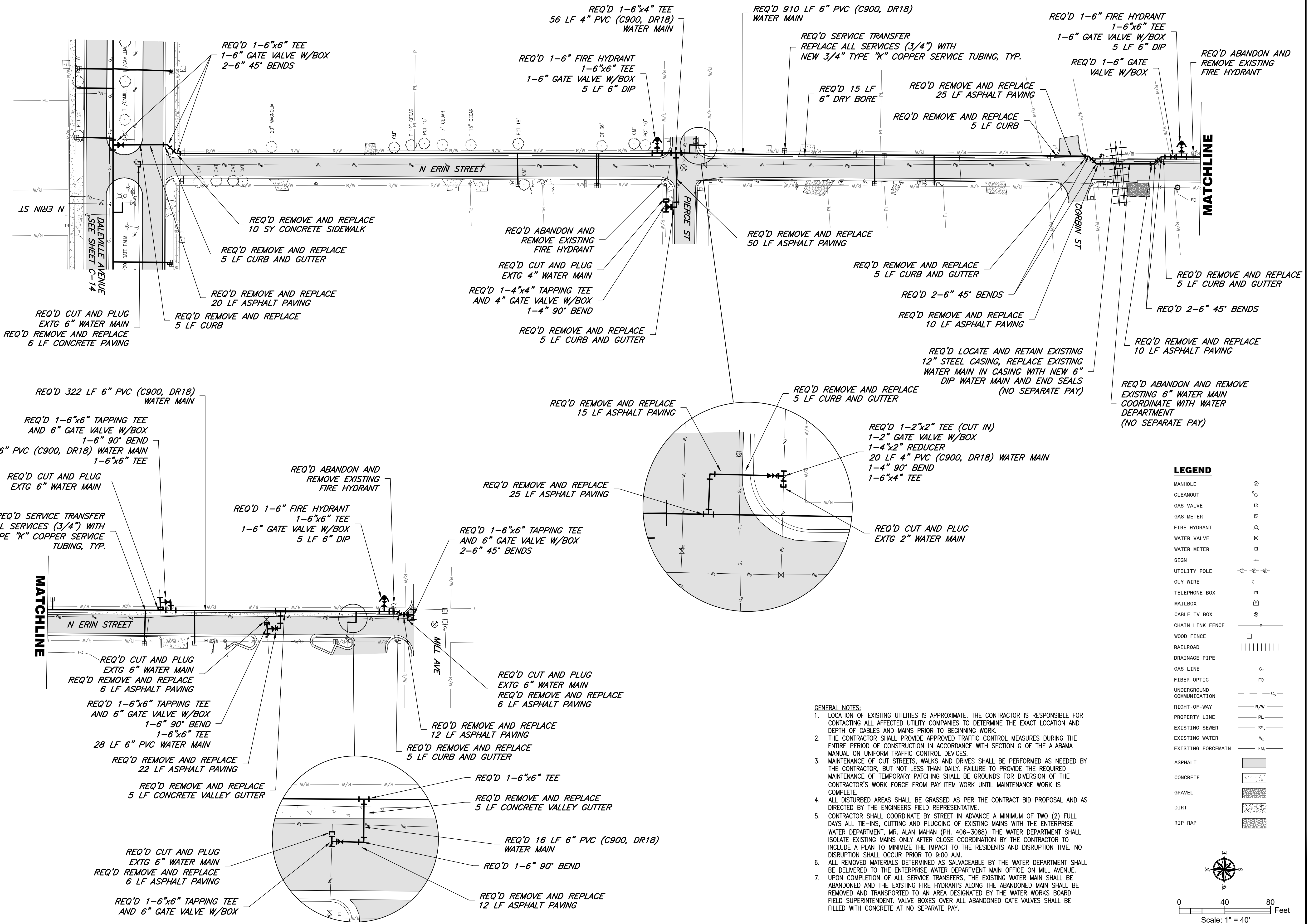
MANHOLE	
CLEANOUT	
GAS VALVE	
GAS METER	
FIRE HYDRANT	
WATER VALVE	
WATER METER	
SIGN	
UTILITY POLE	
GUY WIRE	
TELEPHONE BOX	
MAILBOX	
CABLE TV BOX	
CHAIN LINK FENCE	
WOOD FENCE	
RAILROAD	
DRAINAGE PIPE	
GAS LINE	
FIBER OPTIC	
UNDERGROUND COMMUNICATION	
RIGHT-OF-WAY	
PROPERTY LINE	
EXISTING SEWER	
EXISTING WATER	
EXISTING FORCEMAIN	
ASPHALT	
CONCRETE	
GRAVEL	
DIRT	
RIP RAP	

**GENERAL NOTES:**

- LOCATION OF EXISTING UTILITIES IS APPROXIMATE. THE CONTRACTOR IS RESPONSIBLE FOR CONTACTING ALL AFFECTED UTILITY COMPANIES TO DETERMINE THE EXACT LOCATION AND DEPTH OF CABLES AND MAINS PRIOR TO BEGINNING WORK.
- THE CONTRACTOR SHALL PROVIDE APPROVED TRAFFIC CONTROL MEASURES DURING THE ENTIRE PERIOD OF CONSTRUCTION IN ACCORDANCE WITH SECTION G OF THE ALABAMA MANUAL ON UNIFORM TRAFFIC CONTROL DEVICES.
- MAINTENANCE OF CUT STREETS, WALKS AND DRIVES SHALL BE PERFORMED AS NEEDED BY THE CONTRACTOR, BUT NOT LESS THAN DAILY. FAILURE TO PROVIDE THE REQUIRED MAINTENANCE OF TEMPORARY PATCHING SHALL BE GROUNDS FOR DIVERSION OF THE CONTRACTOR'S WORK FORCE FROM PAY ITEM WORK UNTIL MAINTENANCE WORK IS COMPLETE.
- ALL DISTURBED AREAS SHALL BE GRASSED AS PER THE CONTRACT BID PROPOSAL AND AS DIRECTED BY THE ENGINEERS FIELD REPRESENTATIVE.
- CONTRACTOR SHALL COORDINATE BY STREET IN ADVANCE A MINIMUM OF TWO (2) FULL DAYS ALL TIE-INS, CUTTING AND PLUGGING OF EXISTING MAINS WITH THE ENTERPRISE WATER DEPARTMENT, MR. ALAN MAHAN (PH. 406-3088). THE WATER DEPARTMENT SHALL ISOLATE EXISTING MAINS ONLY AFTER CLOSE COORDINATION BY THE CONTRACTOR TO INCLUDE A PLAN TO MINIMIZE THE IMPACT TO THE RESIDENTS AND DISRUPTION TIME. NO DISRUPTION SHALL OCCUR PRIOR TO 9:00 A.M.
- ALL REMOVED MATERIALS DETERMINED AS SALVAGEABLE BY THE WATER DEPARTMENT SHALL BE DELIVERED TO THE ENTERPRISE WATER DEPARTMENT MAIN OFFICE ON MILL AVENUE.
- UPON COMPLETION OF ALL SERVICE TRANSFERS, THE EXISTING WATER MAIN SHALL BE ABANDONED AND THE EXISTING FIRE HYDRANTS ALONG THE ABANDONED MAIN SHALL BE REMOVED AND TRANSPORTED TO AN AREA DESIGNATED BY THE WATER WORKS BOARD FIELD SUPERINTENDENT. VALVE BOXES OVER ALL ABANDONED GATE VALVES SHALL BE FILLED WITH CONCRETE AT NO SEPARATE PAY.



Poly, Inc. - G:\CLEANSTUFF-10-14111465 SRF APP Water\WIP03-CIVILDVALEVILLE\_ERIN\_1 Last Printed: October 24, 2024 - 05:24pm By: DHughes



Revision	Description

DESIGNED BY:	ENG ARCH/SURVEYOR OF RECORD:	DATE:	OCTOBER 2024
DRAWN BY:	Cert. of Auth. No.:	REGISTRATION No.:	

**POLY, INC.**  
1956 Headland Avenue  
Dothan, AL 36803  
334-793-4700  
102 Sunset Lane  
Shalimar, FL 32579  
850-609-1100  
117 Gemini Cr., Ste. 418  
Birmingham, AL 35209  
205-913-0330  
[WWW.POLY-INC.COM](http://WWW.POLY-INC.COM)

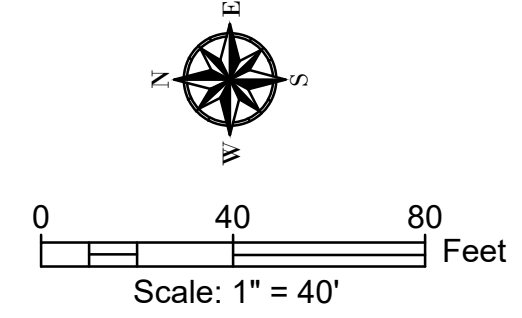
WATER MAIN REPLACEMENT  
ADEM DWSRF PER No. FS01043-01  
FOR THE  
WATER WORKS BOARD  
OF THE CITY OF ENTERPRISE, ALABAMA  
**S ERIN STREET**

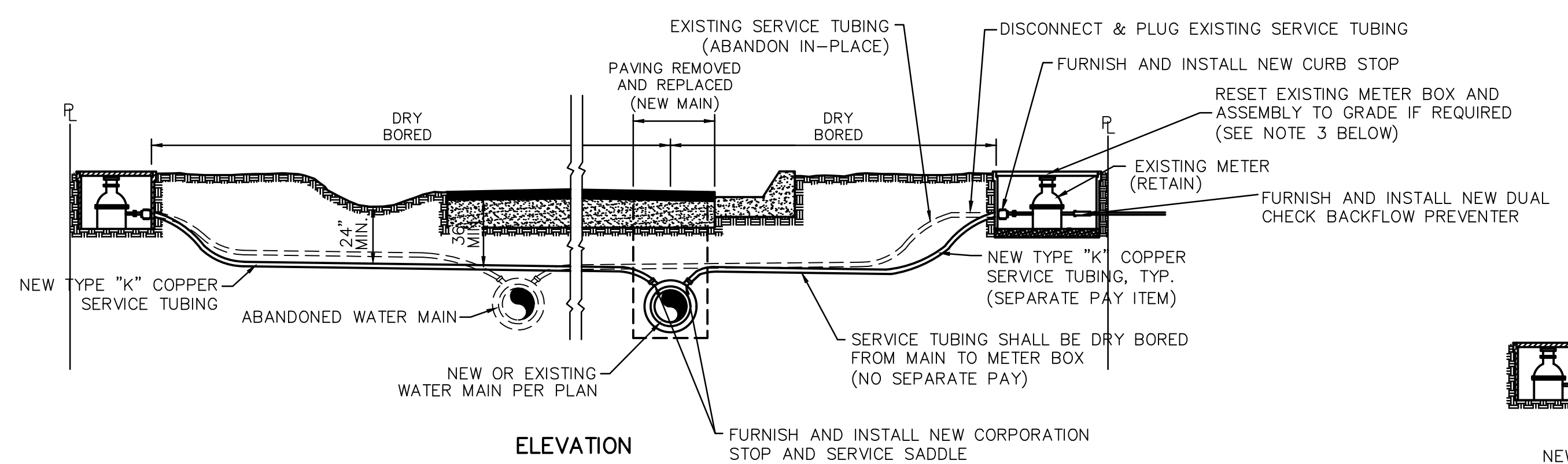

SHEET No.  
**C-20**  
PROJECT No.  
11-465

- GENERAL NOTES:**
- LOCATION OF EXISTING UTILITIES IS APPROXIMATE. THE CONTRACTOR IS RESPONSIBLE FOR CONTACTING ALL AFFECTED UTILITY COMPANIES TO DETERMINE THE EXACT LOCATION AND DEPTH OF CABLES AND MAINS PRIOR TO BEGINNING WORK.
  - THE CONTRACTOR SHALL PROVIDE APPROVED TRAFFIC CONTROL MEASURES DURING THE ENTIRE PERIOD OF CONSTRUCTION IN ACCORDANCE WITH SECTION G OF THE ALABAMA MANUAL ON UNIFORM TRAFFIC CONTROL DEVICES.
  - MAINTENANCE OF CUT STREETS, WALKS AND DRIVES SHALL BE PERFORMED AS NEEDED BY THE CONTRACTOR, BUT NOT LESS THAN DAILY. FAILURE TO PROVIDE THE REQUIRED MAINTENANCE OF TEMPORARY PATCHING SHALL BE GROUNDS FOR DIVERSION OF THE CONTRACTOR'S WORK FORCE FROM PAY ITEM WORK UNTIL MAINTENANCE WORK IS COMPLETE.
  - ALL DISTURBED AREAS SHALL BE GRASSSED AS PER THE CONTRACT BID PROPOSAL AND AS DIRECTED BY THE ENGINEERS FIELD REPRESENTATIVE.
  - CONTRACTOR SHALL COORDINATE BY STREET IN ADVANCE A MINIMUM OF TWO (2) FULL DAYS ALL TIE-INS, CUTTING AND PLUGGING OF EXISTING MAINS WITH THE ENTERPRISE WATER DEPARTMENT, MR. ALAN MAHAN (PH. 406-3088). THE WATER DEPARTMENT SHALL ISOLATE EXISTING MAINS ONLY AFTER CLOSE COORDINATION BY THE CONTRACTOR TO INCLUDE A PLAN TO MINIMIZE THE IMPACT TO THE RESIDENTS AND DISRUPTION TIME. NO DISRUPTION SHALL OCCUR PRIOR TO 9:00 A.M.
  - ALL REMOVED MATERIALS DETERMINED AS SALVAGEABLE BY THE WATER DEPARTMENT SHALL BE DELIVERED TO THE ENTERPRISE WATER DEPARTMENT MAIN OFFICE ON MILL AVENUE.
  - UPON COMPLETION OF ALL SERVICE TRANSFERS, THE EXISTING WATER MAIN SHALL BE ABANDONED AND THE EXISTING FIRE HYDRANTS ALONG THE ABANDONED MAIN SHALL BE REMOVED AND TRANSPORTED TO AN AREA DESIGNATED BY THE WATER WORKS BOARD FIELD SUPERINTENDENT. VALVE BOXES OVER ALL ABANDONED MAINS SHALL BE FILLED WITH CONCRETE AT NO SEPARATE PAY.

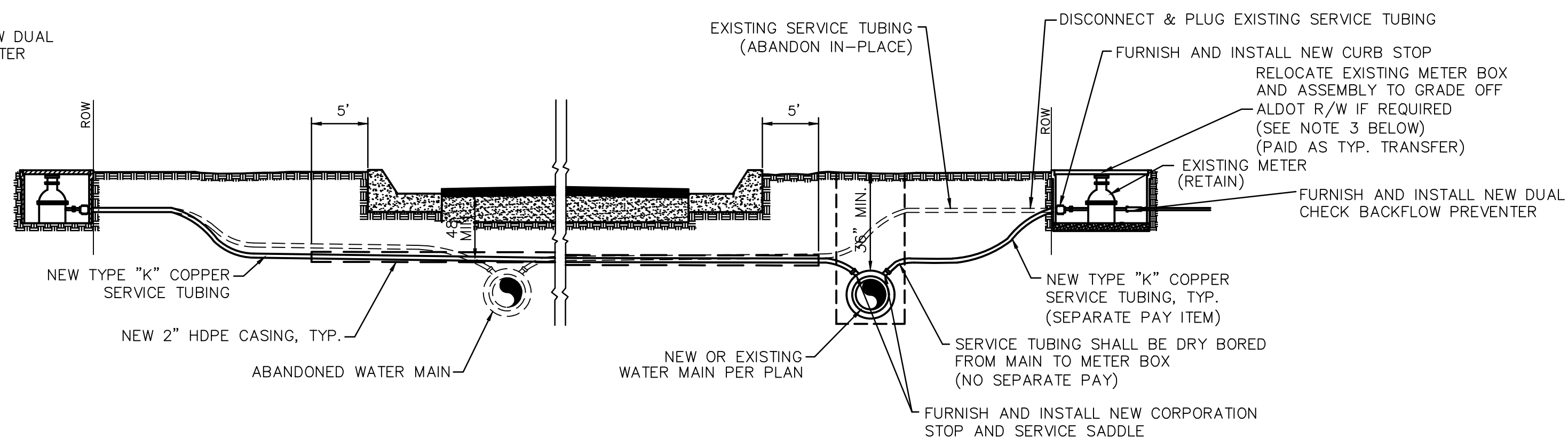
**LEGEND**

MANHOLE	
CLEANOUT	
GAS VALVE	
GAS METER	
FIRE HYDRANT	
WATER VALVE	
WATER METER	
SIGN	
UTILITY POLE	
GUY WIRE	
TELEPHONE BOX	
MAILBOX	
CABLE TV BOX	
CHAIN LINK FENCE	
WOOD FENCE	
RAILROAD	
DRAINAGE PIPE	
GAS LINE	
FIBER OPTIC	
UNDERGROUND COMMUNICATION	
RIGHT-OF-WAY	
PROPERTY LINE	
EXISTING SEWER	
EXISTING WATER	
EXISTING FORCEMAIN	
ASPHALT	
CONCRETE	
GRAVEL	
DIRT	
RIP RAP	





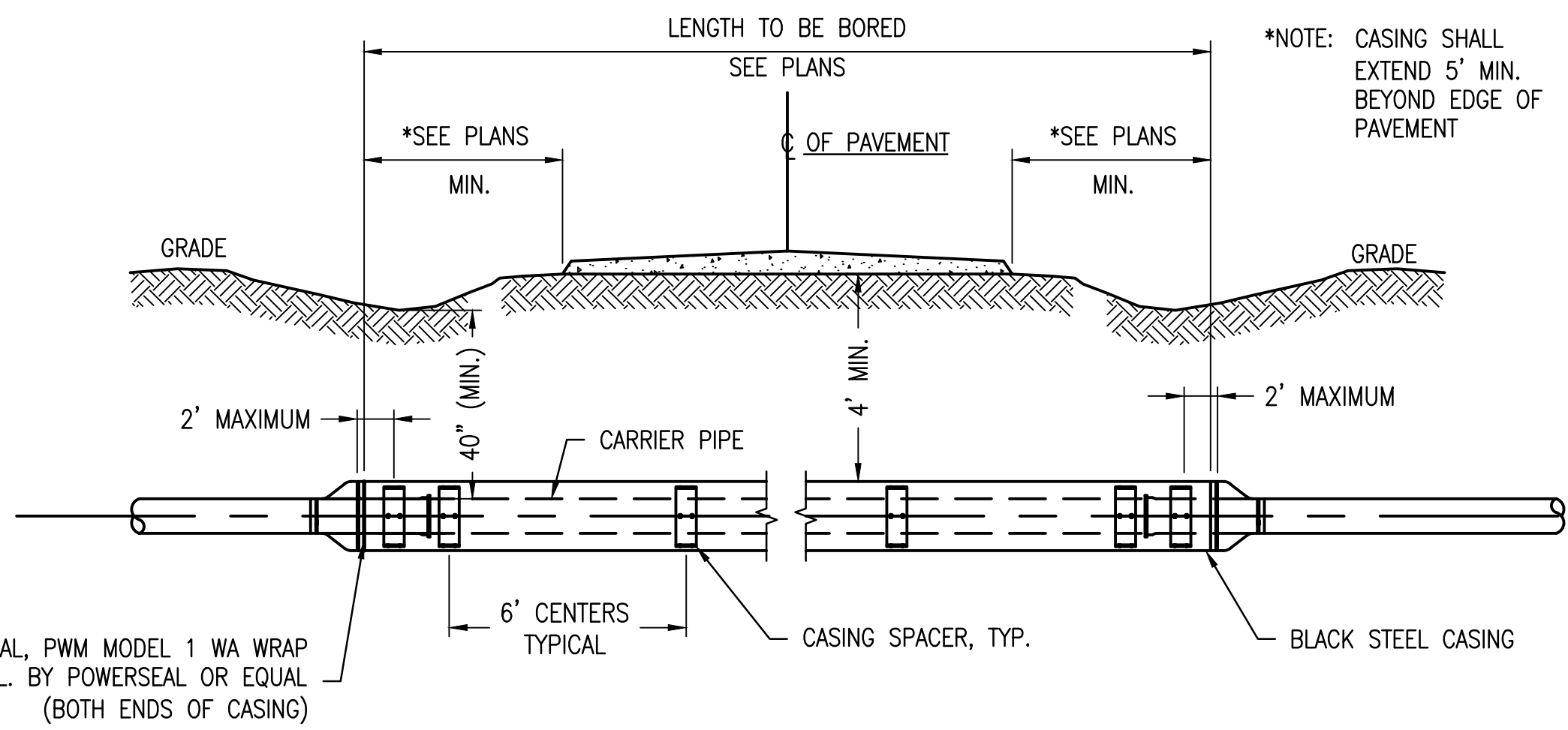
**TYPICAL TRANSFER OF EXISTING SERVICE**  
NO SCALE



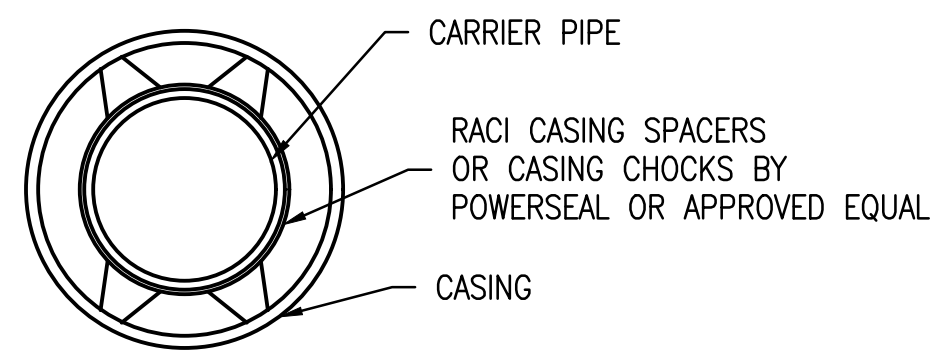
**TYPICAL TRANSFER OF EXISTING SERVICE ON ALDOT ROW**  
NO SCALE

**NOTES: WATER SERVICES**

1. FOLLOWING INSTALLATION, TESTING AND ACCEPTANCE OF NEW WATER MAIN, THE CONTRACTOR SHALL TRANSFER THE EXISTING SERVICES FROM THE WATER MAIN TO BE ABANDONED TO THE NEW WATER MAIN AS SHOWN ON THE PLANS.
2. UPON COMPLETION OF ALL SERVICE TRANSFERS, THE EXISTING WATER MAIN SHALL BE ABANDONED AND THE EXISTING FIRE HYDRANTS ALONG THE ABANDONED ROAD SHALL BE REMOVED AND TRANSPORTED TO AN AREA DESIGNATED BY THE WATER WORKS BOARD FIELD SUPERINTENDENT. VALVE BOXES OVER ALL ABANDONED GATE VALVES SHALL BE FILLED WITH CONCRETE AT NO SEPARATE PAY.
3. METER BOXES DAMAGED BY CONSTRUCTION ACTIVITIES SHALL BE REPLACED BY THE CONTRACTOR. OTHERWISE, REPLACEMENT BOXES SHALL BE SUPPLIED BY THE WATER DEPT. AND SET BY THE CONTRACTOR AS A PART OF A TYP. SERVICE TRANSFER OR REPLACEMENT.
4. TRANSITIONS FROM 1" SERVICE TUBING TO 3/4" METERS SHALL BE WITH A BRASS BUSHING.



**TYPICAL JACKING & BORING DETAIL**  
NOT TO SCALE



**CASING SPACER**

Date	Revision

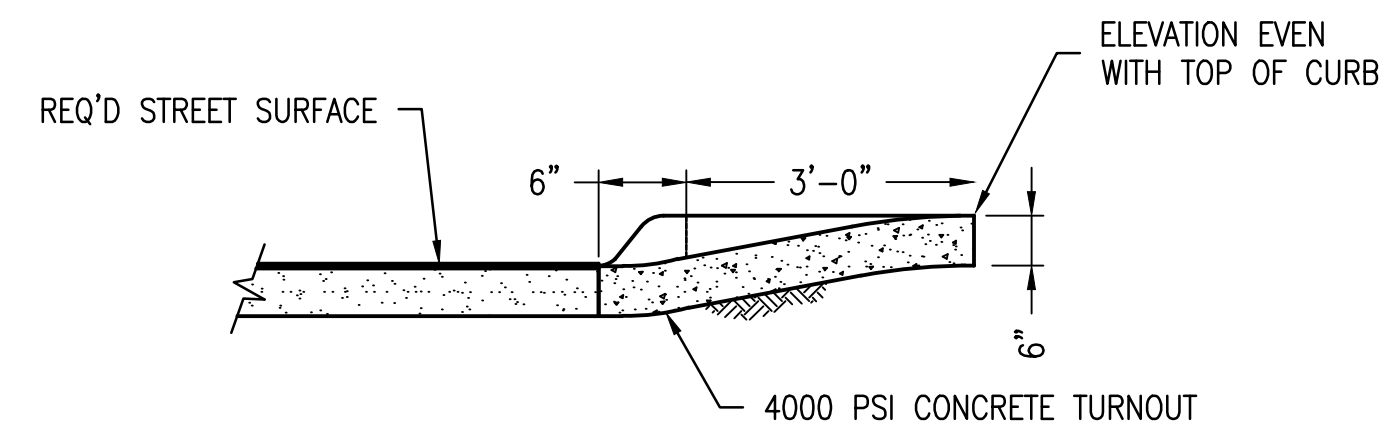
DESIGNED BY: CGM	DRAWN BY: DH	DATE: OCTOBER 2024	REGISTRATION No. 
ENG / ARCH / SURVEYOR OF RECORD	FL	GA	
1936 Headland Avenue Dothan, AL 36833	117 Gemini Cir., Ste. 416 Birmingham, AL 35209	102 Sunset Lane Shalimar, FL 32579	205-913-0330
334-793-4700	WWW.POLY-INC.COM	850-609-1100	

**POLY, INC.**  
1936 Headland Avenue  
Dothan, AL 36833  
334-793-4700  
117 Gemini Cir., Ste. 416  
Birmingham, AL 35209  
102 Sunset Lane  
Shalimar, FL 32579  
850-609-1100  
WWW.POLY-INC.COM

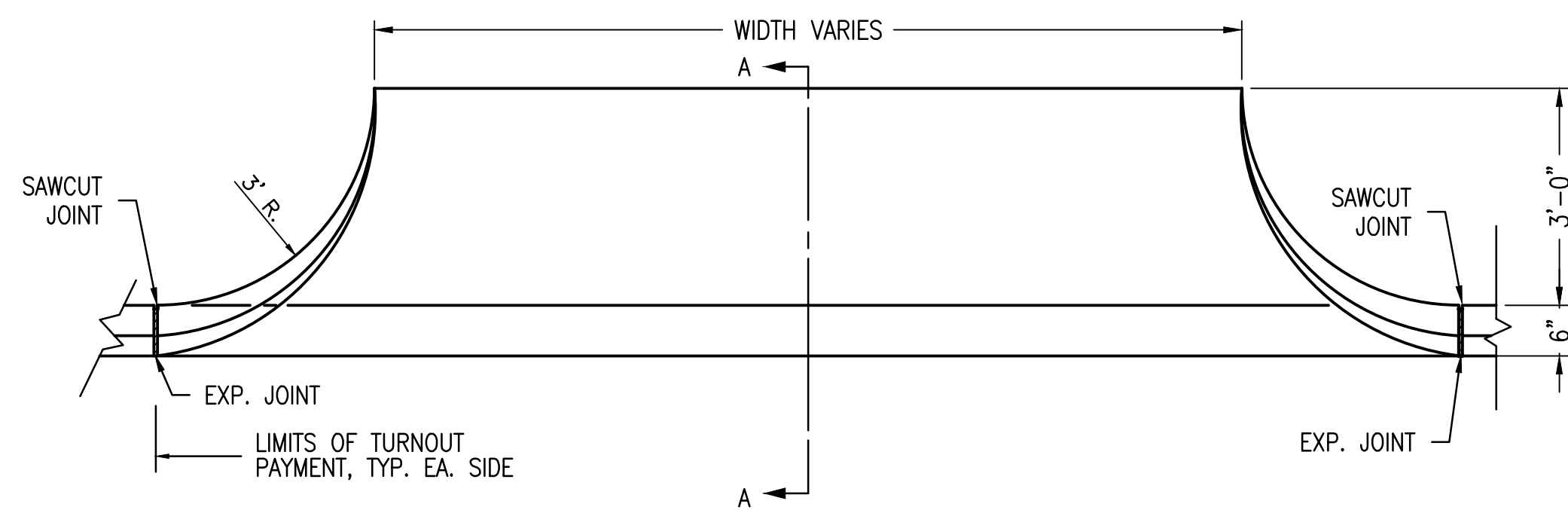
WATER MAIN REPLACEMENT  
FOR THE BOARD  
OF THE CITY OF ENTERPRISE, ALABAMA  
MISCELLANEOUS  
DETAILS

SHEET No.  
**C-21**  
PROJECT No.  
11-465

Poly, Inc. - G:\CLEANSTUFF-10-14111465 SRF APP Water\WP03-CIVIL01 WATER DETAILS.dwg [MISC DETAILS (2)] Last Printed: October 24, 2024 - 05:33pm By: DHighes



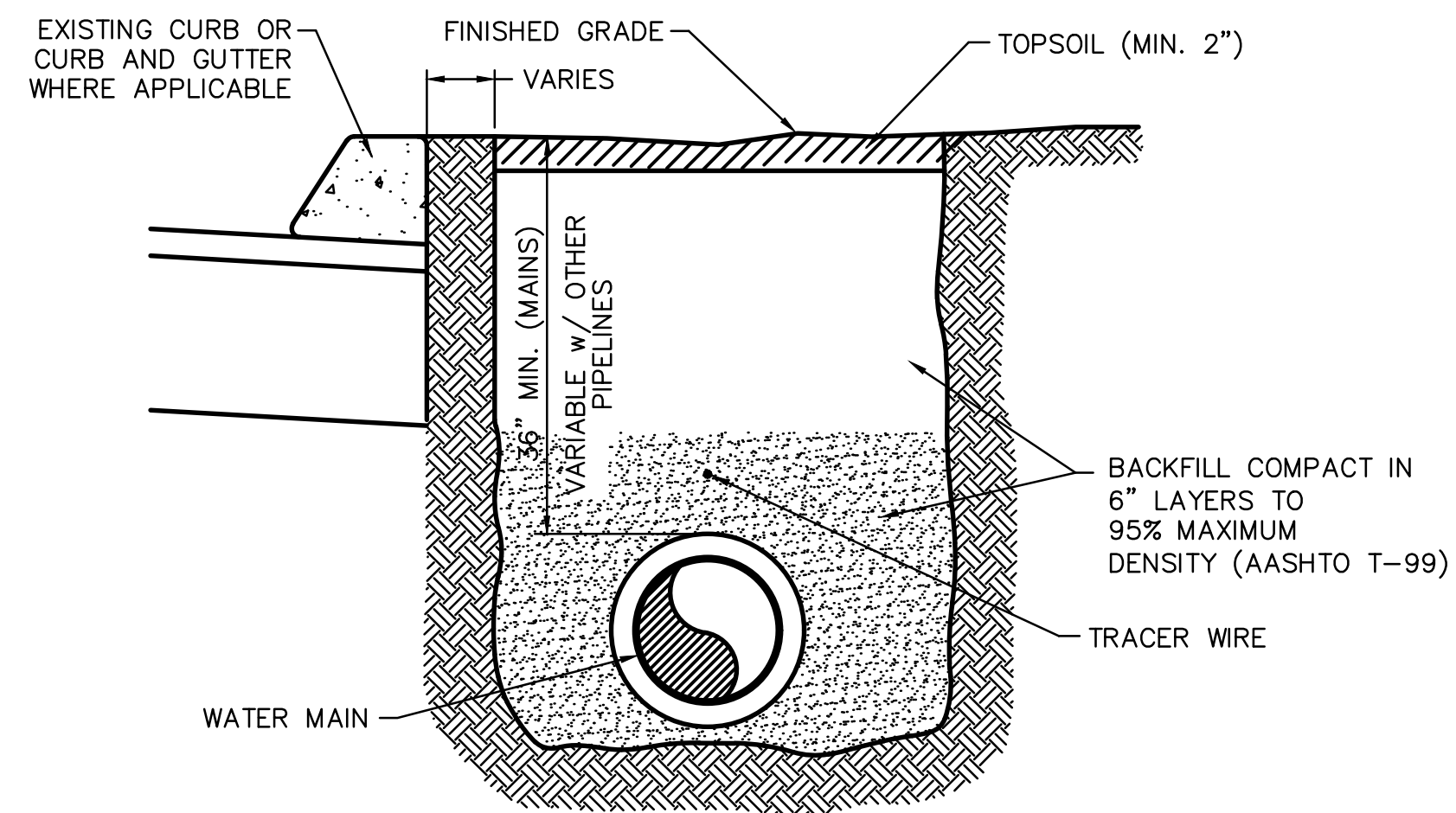
**SECTION A-A**



**PLAN**

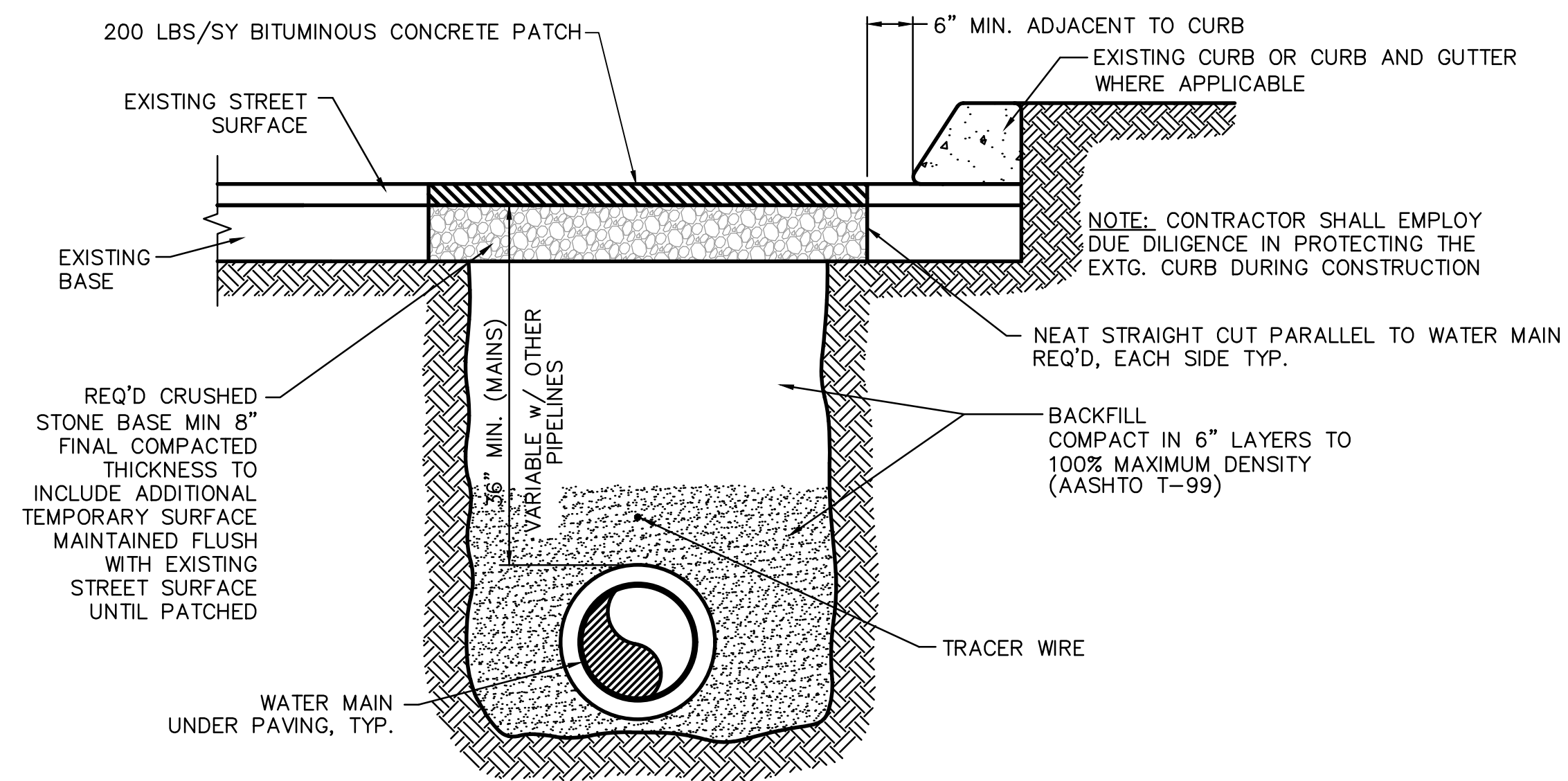
**TYPICAL DRIVEWAY TURNOUT**

NOT TO SCALE



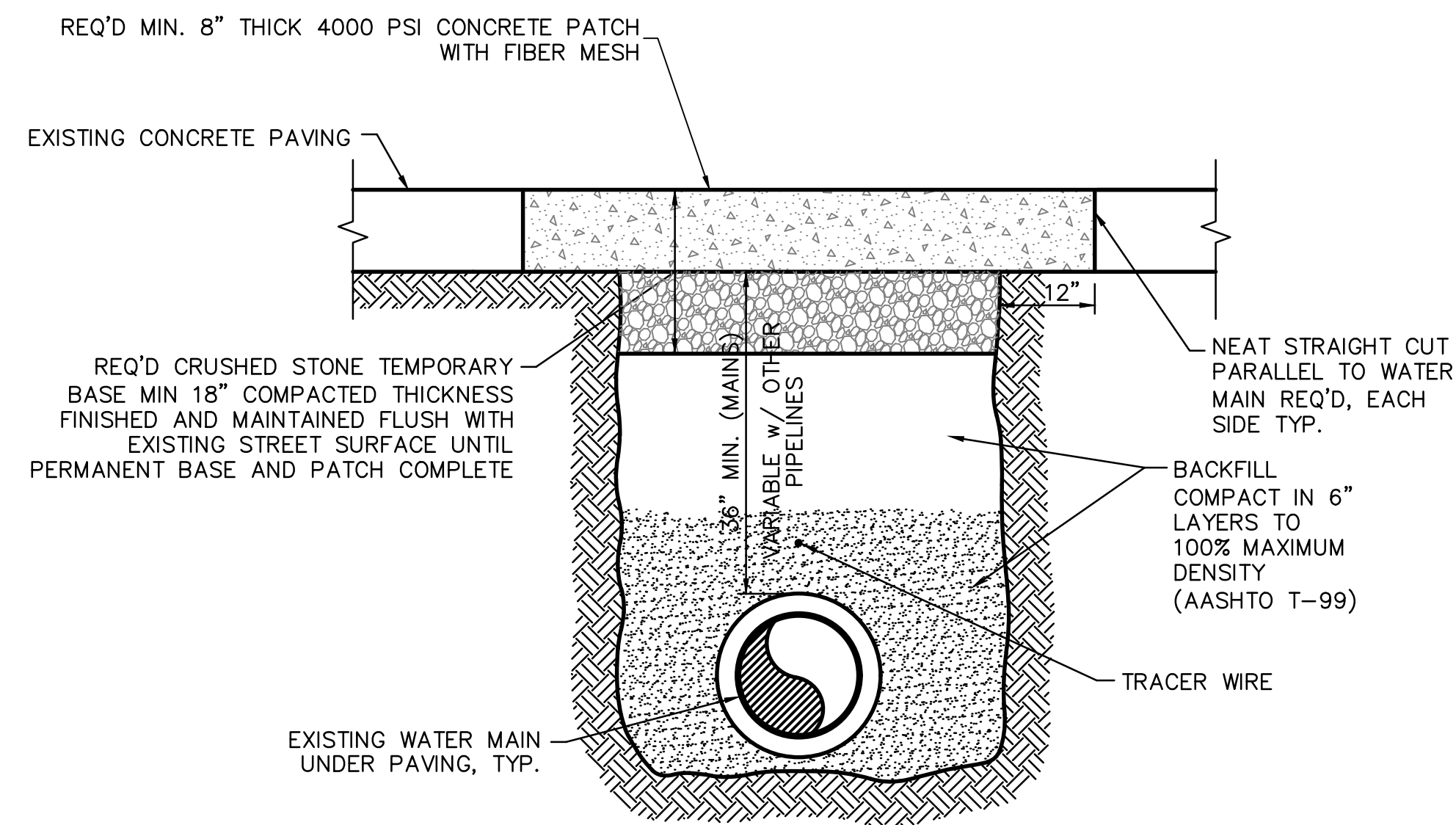
**UNPAVED AREAS**

N.T.S.



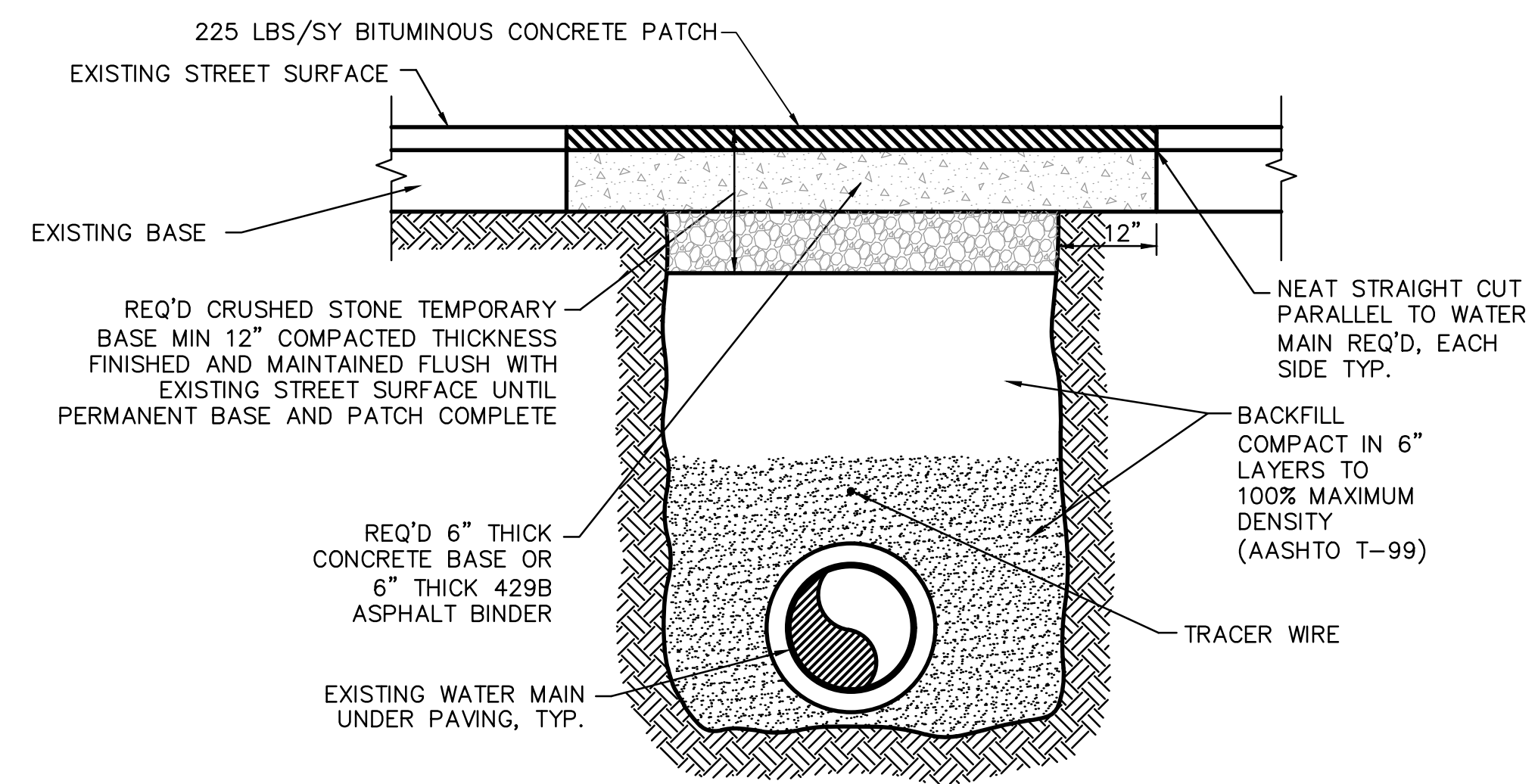
**TYPICAL R&R ASPHALT DETAIL**

N.T.S.




**TYPICAL R&R CONCRETE PAVING DETAIL**

N.T.S.



**ALDOT R&R ASPHALT DETAIL  
(LEE STREET, MAIN STREET, DAMASCUS ROAD)**

N.T.S.



Revision	Description	Date

DESIGNED BY:	CGM	DATE:	OCTOBER 2024
DRAWN BY:	DH	REGISTRATION No.:	
ENG / ARCH / SURVEYOR OF RECORD:		These drawings are copyrighted and the property of Poly, Inc. Any use, partial or full reproduction is without Agreement with Poly, Inc.	
Architect:	CA-000	CA-1916	10/11/16
Engineer:	CA-742	CA-1916	10/11/16

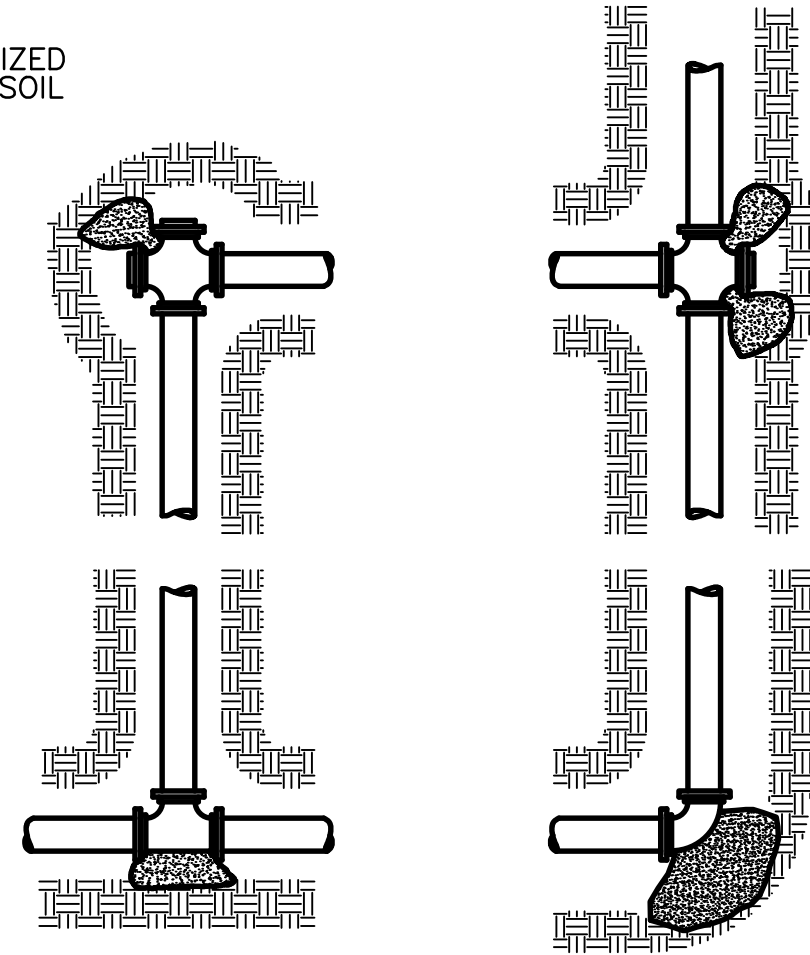
**POLY, INC.**  
 1936 Headland Avenue  
 Dothan, AL 36303  
 334-793-4700  
 102 Sunset Lane  
 Shalimar, FL 32579  
 850-609-1100  
 WWW.POLY-INC.COM

WATER MAIN REPLACEMENT  
 FOR THE BOARD  
 OF THE CITY OF ENTERPRISE, ALABAMA  
 MISCELLANEOUS  
 DETAILS

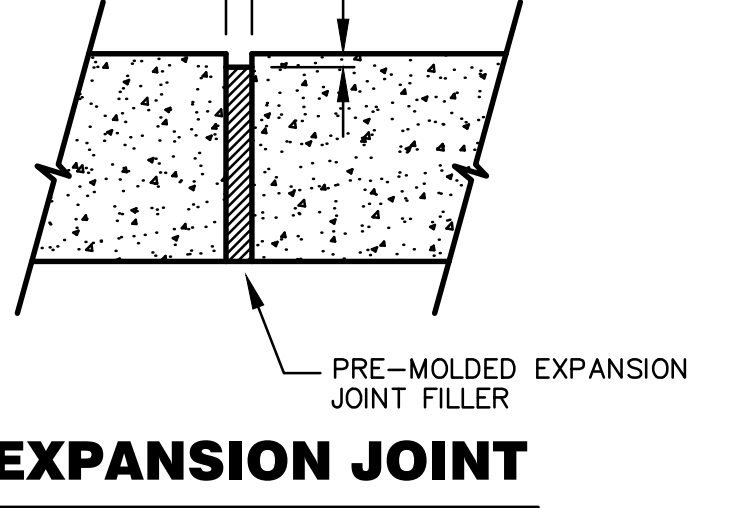
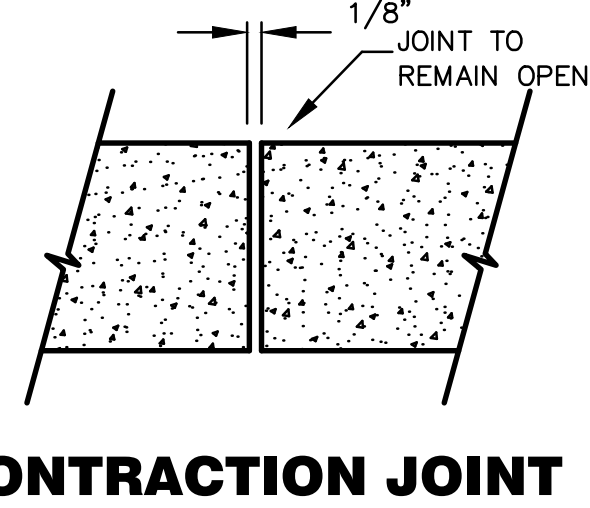
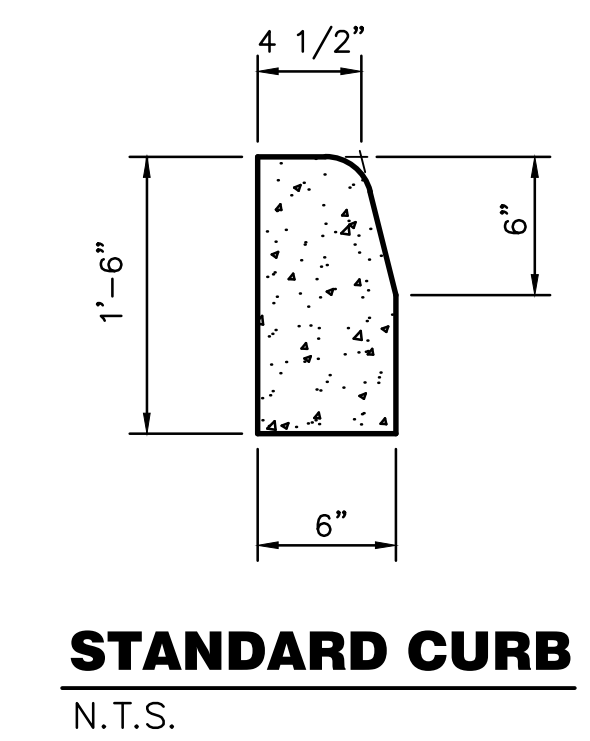
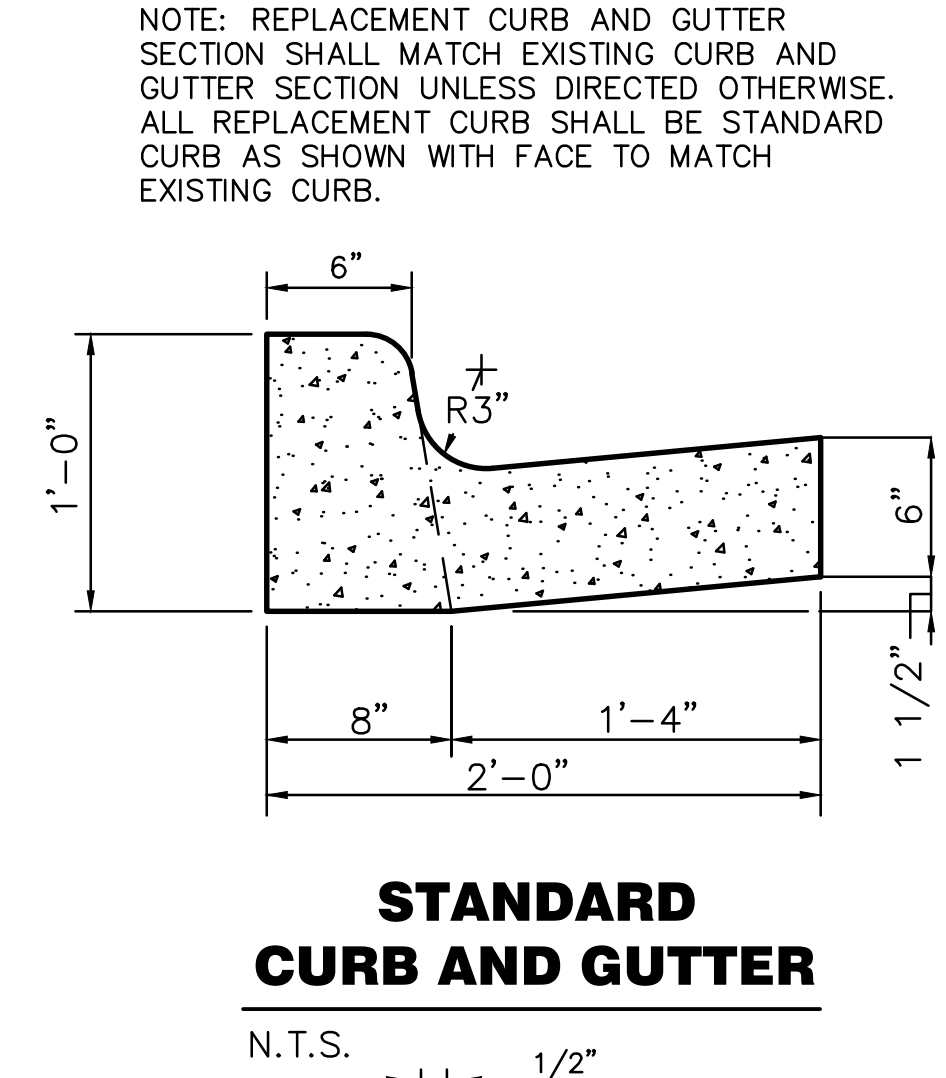
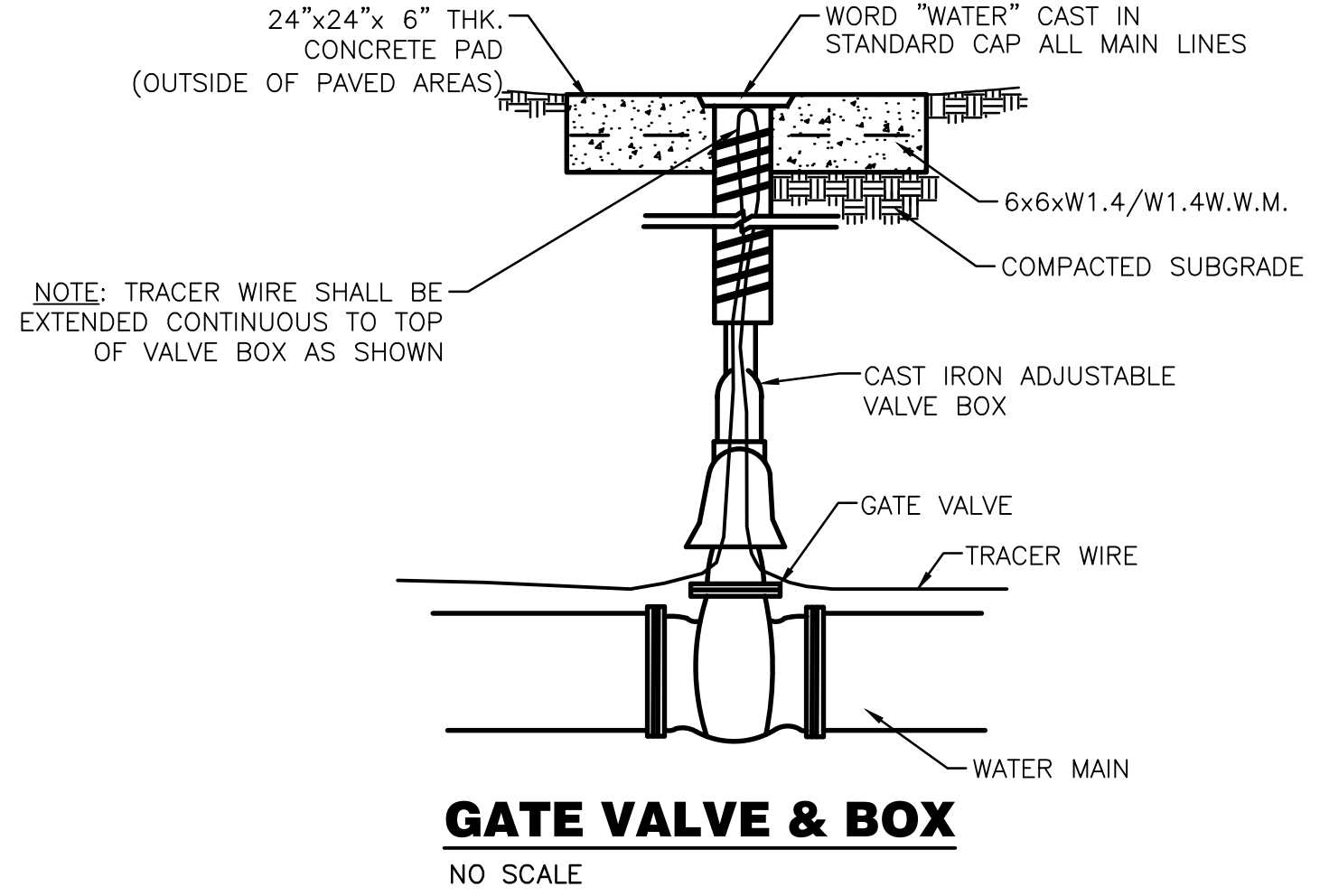
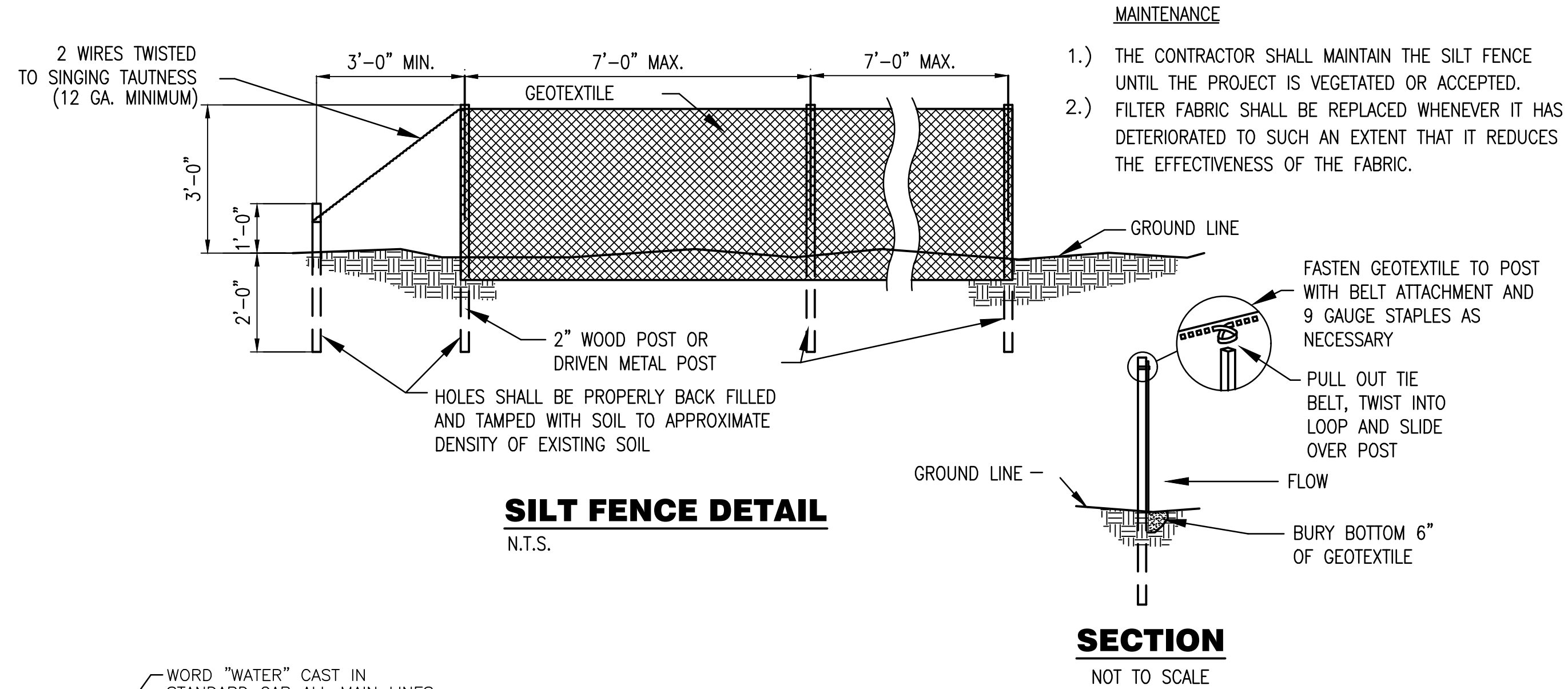
SHEET No.  
**C-22**  
 PROJECT No.  
 11-465

PIPE DIAMETER	MINIMUM THRUST BLOCK BEARING AREA
2"	2.0 SQ.FT.
3"	2.0 SQ.FT.
4"	2.0 SQ.FT.
6"	4.5 SQ.FT.
8"	6.25 SQ. FT.
10"	11 SQ. FT.

NOTE:  
EACH THRUST BLOCK SHALL BE SIZED IN ACCORDANCE WITH PIPE SIZE, SOIL CONDITION AND TEST PRESSURE.

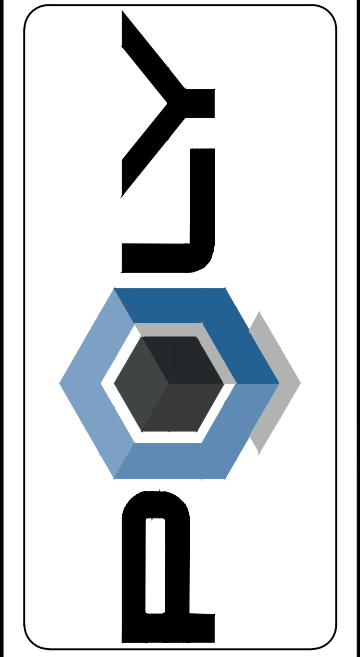
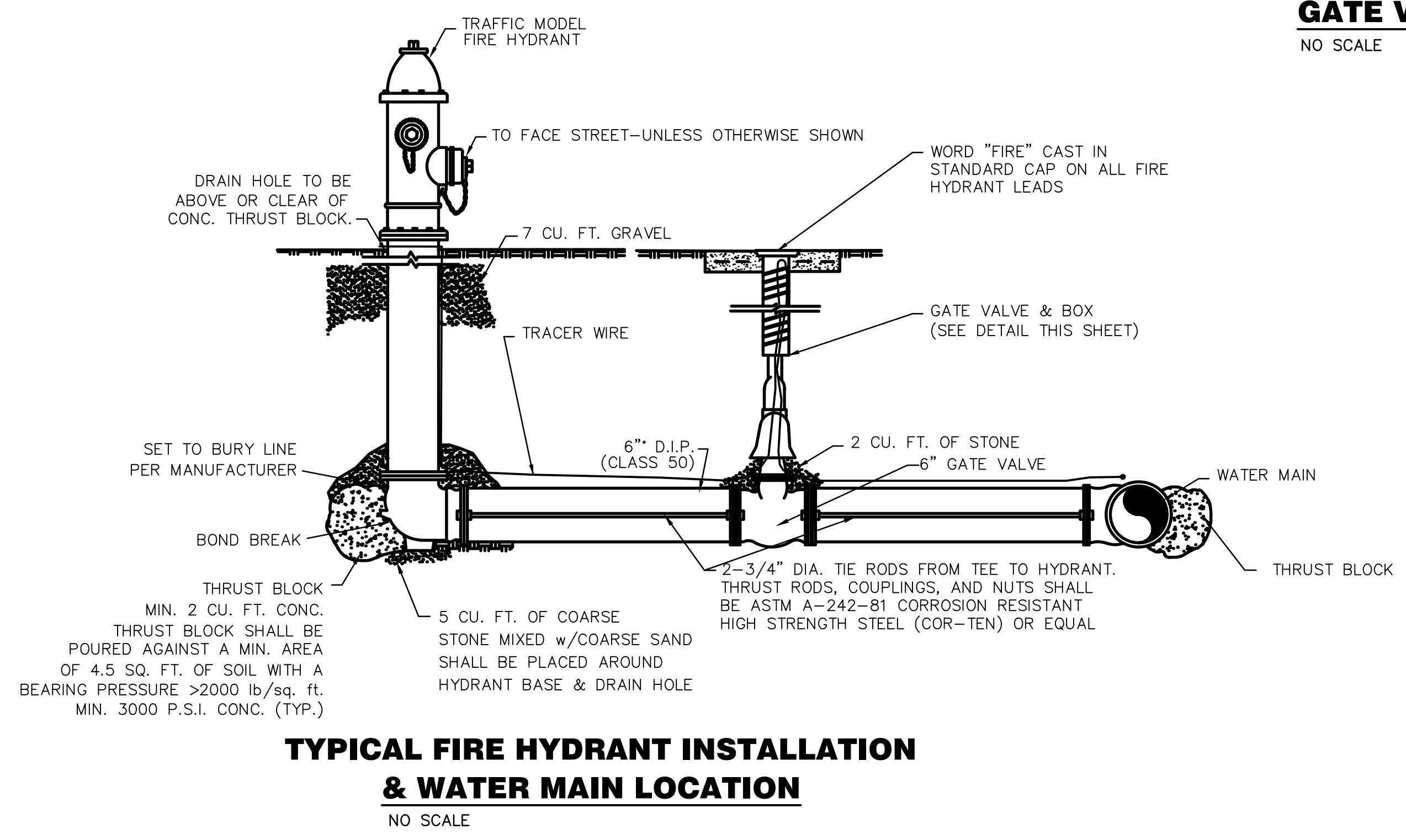


**THRUST BLOCK DETAIL**  
N.T.S.



CONTRACTION JOINTS IN CURB OR COMBINATION CURB AND GUTTER SHALL BE AT 10' INTERVALS. MACHINE FORMED CURB OR COMBINATION CURB AND GUTTER SHALL HAVE A "DUMMY JOINT" FORMED AT 10' INTERVALS.

EXPANSION JOINTS SHALL BE THE FULL DEPTH OF THE CURB OR COMBINATION CURB AND GUTTER AND SHALL BE FORMED AT 40' INTERVALS, AT TANGENT POINTS OF RADII, ON EACH SIDE OF CURB INLETS, AND AT CONNECTIONS TO EXISTING CURB & GUTTER.



Date	Description

DATE: OCTOBER 2024  
DRAWN BY: DH  
DESIGNED BY: CGM  
ENG. ARCH. / SURVEYOR OF RECORD: POLY, INC.  
Cert. of Auth. No. AL 00000000100118  
ARCHITECT/CAZ000 AL 00000000100118  
ENGINEER CA 74E 100118

These drawings are copyrighted and the property of Poly, Inc. Any use, partial or full reproduction is without Agreement with Poly, Inc.

**POLY, INC.**  
1936 Headland Avenue  
Dothan, AL 36303  
334-793-4700

102 Sunset Lane  
Shalimar, FL 32579  
850-609-1100

117 Gemini Cir., Ste. 416  
Birmingham, AL 35209  
205-913-0330

WWW.POLY-INC.COM

WATER MAIN REPLACEMENT FOR THE BOARD OF THE CITY OF ENTERPRISE, ALABAMA  
MISCELLANEOUS DETAILS

Poly, Inc. - G:\CLEANSTUFF-10-1411465 SRF APP Water\WP03-CIVIL\01 WATER DETAILS.dwg [MISC DETAILS] Last Printed: October 24, 2024 - 05:35pm By: D\Hughes